



BALOO'S BUGLE



Volume 23, Number 11

“Wisdom, If you don't like change, you're going to like irrelevance even less.” - General Eric Shinseki

June 2017 Cub Scout Roundtable

July 2017 Program Ideas

TRUSTWORTHY / LET THE GAMES BEGIN

CS Roundtable Planning Guide – Kind, Campfire Etiquette
Tiger Cub, Wolf, Webelos, & Arrow of Light Meetings and Adventures

PART III – THEME & PACK MEETING IDEAS

Young Athlete’s Bill of Rights

Cub Scout Program Helps 2008-2009, 2 JUL 09

Review and consider each point of the Young Athletes’ Bill of Rights (found in the Cub Scout Academics and Sport Program Guide):

1. The right to participate in sports.
2. The right to participate at his own level of ability and maturity.
3. The right to have qualified adult leadership.
4. The right to a safe and healthy environment.
5. The right to share in leadership and decision making.
6. The right to play as a child, not as an adult.
7. The right to proper preparation.
8. The right to an equal opportunity to strive for success.
9. The right to be treated with dignity.
10. The right to have fun in sports.

How do you integrate Cub Scout Sports into your pack meeting? Take bits and pieces and add them to your program. For an opening game, have the Cub Scouts do stretching activities. For a fun middle activity, play a game of baseball, kickball, soccer, or whatever sport. For a closing, discuss sportsmanship and one or more points of the Young Athletes’ Bill of Rights.

TABLE OF CONTENTS

PACK MEETING THOUGHTS	Error!
Bookmark not defined.	
TABLE OF CONTENTS	1
MONTHS WITH SIMILAR THEMES.....	2
GATHERING ACTIVITIES	2
OPENING CEREMONIES	6
AUDIENCE PARTICIPATIONS	10
ADVANCEMENT CEREMONIES.....	13
LEADER RECOGNITION	19
Certificate of the Right to Play	19
SONGS	21
STUNTS AND APPLAUSES	24
APPLAUSES & CHEERS.....	24
RUN-ONS.....	25
JOKES & RIDDLES.....	26
SKITS	27
CLOSING CEREMONIES	30
CUBMASTER’S MINUTES.....	32
GAMES	35
PACK MEETING ACTIVITIES.....	39
LARGE SCALE PACK ACTIVITIES	39
Young Athlete’s Bill of Rights	42
Abbott & Costello: Who’s On First?	43

MONTHS WITH SIMILAR THEMES

Month	Year	Theme
SPORTS		
Sept	1939	Cub Olympics (Note 1)
August	1945	Sports
August	1950	Cub Scout Olympics
August	1953	Sports Carnival
August	1956	Cub Scout Field Day
June	1960	Cub Scout Olympics
June	1964	Cub Scout Olympics
June	1966	Sports Carnival
July	1968	Cub Scout Olympics
June	1970	Olympics
August	1970	Cub Scout Field Day
July	1972	Cub Scout Olympics
June	1975	Sports Carnival
June	1979	Learn a Sport
June	1990	Sports Arena
August	2002	Sports Extravaganza
July	2005	Play Ball!
June	2008	Go For The Gold
July	2009	Be A Sport
June	2010	Hoop-De-Doo
August	2015	Play Ball!
January	2016	The Great Race
June	2016	It's a Hit



GATHERING ACTIVITIES

Note on Word Searches, Word Games, Mazes and such – In order to make these items fit in the two column format of Baloo's Bugle they are shrunk to a width of about 3 inches. Your Cubs probably need bigger pictures. You can get these by copying and pasting the picture from the Word version or clipping the picture in the Adobe (.pdf) version and then enlarging to page width. CD

In the games section, the "What's In the Bag" and the "Sports Mix Up" can easily be adapted for Gathering Activities. CD

How Many?

Voyageurs Area Council

Fill a clear container filled with marbles counting as you fill. Everyone makes a guess on a slip a paper (be sure they include their first and last name) as to how many marbles are in the jar. The winner gets the container & marbles.

Who Am I?

Voyageurs Area Council

Make up a "Who Am I" card for each scout. This card has the name of someone who is famous or well-known in Sports. Tape one card on the back of each scout as they arrive (be sure the scout does not see the name). The scouts are allowed to ask each other scout two questions which can only be answered with "Yes" or "No" as they try to guess "Who" they are.

Tumbling Down

Voyageurs Area Council

With a box of baseball cards, have the boys see how high a tower they can build before they all come tumbling down.

Shot Put

Baltimore Area Council

If your July meeting is outdoors, have the boys engage in a shot put competition with a softball or a wooden croquet or bocce ball. The ball must be "put," not thrown like a baseball.

Blind Man's Ball

York Adams Area Council

- ☞ Gather five or so different sports balls.
- ☞ For each one, get a large enough covered box into which the ball will fit.
- ☞ Cut hand-holes in the side of each box and cover the holes with "curtains" so the players can't see into the box.
- ☞ Label the boxes for identification (e.g. 1, 2, 3. etc.)
- ☞ Have each person feel the ball in the box and figure out what type it is.

Sports Ball Word Search

San Gabriel Valley, Long Beach & Verdugo Hills Councils

Find the names of some of our favorite ball sports in the word search below. They can be upside down, backwards, forwards or diagonal.

- | | | |
|-----------------|-------------------|-------------------|
| Soccer | Volleyball | Ping Pong |
| Croquet | Baseball | Rugby |
| Football | Tennis | Squash |
| Polo | Basketball | Water Polo |

L L A B E S A B R M
 W L U Z R E C C O S
 E A A D L U N S I C
 C B T B R P G N T R
 L T C E Y O T B D O
 L E T A R E R L Y Q
 A K E S M P L A W U
 B S N H R I O L D E
 T A N E K P O L O T
 O B I I U Z P W O V
 O C S Q U A S H G L
 F I G N O P G N I P

Team Logo Geography Quiz

York Adams Area Council

- ☞ Post logos from various professional sports teams.
- ☞ Have an answer sheet for people to write down the home city for the team

or

- ☞ Make a match game with logos in one column labeled as A to ??, and cities in the other column as 1 to ??

- ☞ Have the people match up the pairs.

Be careful not to use logos that give away the city

The Dodgers may be too easy -

But the Orioles might work



Fitness Activity


Crossroads of America

Set the room up with stations so the boys can do a different fitness event at each station as they wait for the opening.

Name the Signals

Baltimore Area Council

Each Den member gets a piece of paper and a pencil when he arrives. The chart of official sports signals (below) is displayed for everyone to see. (Or you could reproduce them on each boy's paper.) The object is to have each person list the meanings of the various signals. Answers can be given at the meeting's end.



ANSWERS	
1. OFFSIDE	16. FIRST DOWN
2. ILLEGAL PROCEDURE	17. ROUGHING THE KICKER
3. ILLEGAL MOTION	18. STRIKE
4. INCOMPLETE PASS - PENALTY DECLINED - NO PLAY - NO SCORE	19. BALL
5. ILLEGAL SHIFT	20. OUT
6. ILLEGAL RETURN	21. SAFE
7. DELAY OF GAME	22. TIME OUT
8. TOUCHDOWN OR FIELD GOAL	23. TIME IN
9. CLIPPING	24.a. FAIR BALL (POINTS TOWARD OUTFIELD)
10. ILLEGAL USE OF HANDS (HOLDING)	24.b. FOUL BALL (POINTS TOWARD INFIELD)
11. ILLEGAL FORWARD PASS	25. PERSONAL FOUL
12. TIME OUT	26. TECHNICAL FOUL
13. PASS INTERFERENCE	27. PUSHING-CHARGING
14. INELIGIBLE RECEIVER DOWNFIELD	28. ILLEGAL USE OF HANDS
15. START THE CLOCK	29. CANCEL SCORE
	30. HOLDING
	31. ILLEGAL DRIBBLE
	32. TRAVELING
	33. PLAYER CONTROL FOUL

Earth Ball*Sam Houston Area Council*

- ★ Using a beach ball the group task is to hit the "Earth" ball, keeping it in the air without letting it touch the ground.
- ★ Additionally, no Scout can touch the Earth ball twice in a row.
- ★ Set a goal with the group for the number of hits that the group can make following the rules.

DRIVEWAY OR PARKING LOT BASEBALL*Great Salt Lake Council*

Draw a simple baseball field (not just diamond) on the ground with chalk. Mark different colored circles in various areas of the field. Each color would indicate a type of hit: single, double, triple, or home run. To play, the player kneels or stands at home plate and tosses a stone into a circle. If he misses it's an out. If it lands in the circle the other team can try to toss their stone into the same circle. If the second team makes it into the same spot it's an out, if not the first team gains the number of bases listed by the spot. After three outs the teams switch sides.

SOCCER BOWL*Great Salt Lake Council*

Set up 10 cans in the grass. Players kick a soccer ball at the cans to try and knock as many down as they can from 20 feet away.

OUTDOOR CHECKERS*Great Salt Lake Council*

Use chalk to mark out a large checkerboard and use colored plastic plates for the checkers. As boys arrive they can join a side and work as a team to win the game.

ABILITY AWARENESS*Great Salt Lake Council*

Provide a wheel chair, blindfolds, crutches and arm slings to debilitate the boys. Provide obstacles for them to accomplish in their new state of being.

PHYSICAL SKILLS*Great Salt Lake Council*

Compete in the physical feats required for each rank. Crab walk, high jump, two-man games, etc.

TABLETOP HOCKEY*Great Salt Lake Council*

Cut a plastic berry container or something similar, in half vertically. Invert one half of the container and set it at one end of a table. Cubs can line up at the opposite end and try to score by flicking "button pucks" into the net.

CULTURAL GAMES*Great Salt Lake Council*

There are simple games from many cultures that can be played in a short amount of time.

STICKS AND STONES (Native American)*Great Salt Lake Council*

Take 3 popsicle sticks and color one side black. Players then drop their sticks on the ground and score based on the number of black sides that are up. This can also be done with flat rocks by marking one side with a marker.

CHARADES (France)*Great Salt Lake Council*

This classic game originates from France. To simplify and speed up the game, provide cards for the boys to pick with the thing they are to act out already written down for them.

SPORTS SCRAMBLE*Great Salt Lake Council*

Write the letters of common sports onto colored paper. Cut the individual letters apart and scramble. Have the boys unscramble the letters.

Nametags*Crossroads of America*

- ✓ Use pieces of paper that are cut in the shape of a football, a basketball or other.
- ✓ Decorate the cut outs to look like the ball (e.g. appropriate seams)
- ✓ Have the people with the same shape form a team and prepare a short talk about that sport.

How Many Medals?*Alice, Golden Empire Council*

Challenge families, dens or individual boys to guess how many medals various Olympic athletes have won. Make a short list of famous Olympic athletes. Then give the list to Cubs (and families) and have them figure out sports and number of medals.

You may wish to supply the answers in lists of all the sports and the numbers of medals. They can then select from the list.

Go to:

http://www.olympic.org/uk/athletes/index_uk.asp for information

Try using Al Oerter, a personal hero of mine CD

Olympics Challenge:

Alice, Golden Empire Council

Gather photos from past Olympics (if needed, you can get them online) Create a matching game and see which boy, den or family can guess the most correct matches of photos to labels – use dates, names or type of event as the label.

Jumping Rope

Great Salt Lake Council

Rope skills are fun for everyone while promoting the value of physical activity and teamwork. This is a group version of jumping rope to try. Two people turn a fairly long, substantial rope, one at each end. The remainder line up and follow each other, in quick succession, to skip, jumping one, two, or three skips and then joining the end of the queue again. A more complicated variation is to use two ropes. (Dutch Ropes), the turners hold a rope in each hand and turn the ropes alternately. It is quite a feat to skip over the two turning ropes without getting fouled up.

Olympic Word Search

Alice, Golden Empire Council

Look for sixteen words related to the Olympic Games hidden in this puzzle. Names may be found up, down, across or diagonally.

```

o s l e d d i n g l y
l a d e m e z n o r b
m a r a t h o n l u m
g n i i k s m k d n u
p o i j c m n i
e l c u a e e d
m h g m r d r a
a t a p t a m t
l a d e m r e v l i s
f i s n i w h c r o t
e b r e l a y r a c e
s g n i t a k s e c i
    
```

- | | | |
|--------------|--------------|------------|
| biathlon | bronze medal | flame |
| gold medal | jump | relay race |
| runner | ice skating | marathon |
| silver medal | skiing | sledding |
| stadium | torch | track |
| | wins | |

SPORTS ANAGRAMS

Utah National Parks Council

The word or words in capital letters can be rearranged to make the name of a sport.

1. This sport IS KING. (One word)
2. MIND BATON in this game. (One word)
3. There's a KEY CHOICE in this team sport. (Two words)
4. WIN GLOB at this sport. (One word)
5. Ride horses through LOOP at this sport. (One word - the word "horses" in the clue is a hint.)
6. SENT IN from this game. (One word)
7. SNUG FIR board needed for this sport. (One word)
8. KIT SANG about this sport. (One word)
9. At this sport LOB ALOFT. (One word)
10. LOLL BY VALE to watch this sport. (One word)

Anagrams Answers:

- | | |
|---------------|---------------|
| 1 skiing, | 2 badminton, |
| 3 ice hockey, | 4 bowling, |
| 5 polo, | 6 tennis, |
| 7 surfing, | 8 skating, |
| 9 Football, | 10 volleyball |

Card Match

Grand Teton Council

Have half of the cards with the names of famous athletes and half of the card with the sport for which they are noted. Hand out the cards as the people walk in and have them find the person with the card the matches theirs.

The table is shown with the athlete next to the sport in which he competed.

Athlete	Sport
Mark Spitz	Swimming
Babe Ruth	Baseball
Fran Tarkington	Football
Herb Brooks	Hockey Coach-Olympics
Phil Myer	Downhill Skier
Mark Hamill	Ice Skating
Wilt Chamberlain	Basketball
Muhammad Ali	Boxing
Jesse Owens	Track
Pete Sampras	Tennis
Mark Connors	Gymnastics
Eric Heiden	Speed Skater

"My Favorite Sport"*Sam Houston Area Council*

(Boys are dressed in appropriate sports outfits.)

- Cub #1:** Baseball is the game for me
Mitts and gum and batting tees.
- Cub #2:** Soccer to me is really neat
Shin guards, goals and wearing my cleats.
- Cub #3:** Swimming is my priority
Backstroke, butterfly and swimming the free.
- Cub #4:** Football is a game renown
Kickoffs, field goals and the touchdown.
- Cub #5:** Now Basketball most definitely has it,
Dribbling, guarding and sinking that basket.
- Cub #6:** Volleyball is what I like
Serving, rotating, and doing the spike.
- Cub #7:** Tennis is a game for all
Serving, faults and very close calls.
- Cub #8:** Golfing on the course is fun
Especially a stroke that's a hole-in-one.
- ALL:** The games have two things on which we brag,
Sportsmanship and our pledge to the flag.
- DL:** Please stand for the Pledge of Allegiance.
Attention. Salute. "I pledge---

GO FOR THE GOLD!*Utah National Parks Council
& Sam Houston Area Council*

- Personnel** –Cubmaster (CM), Asst CM (CA), Comm Chair (CC), Pack lined up outside of room.
- CM:** Let the games begin with the grand march into the arena!
- Dens enter carrying their den flag and hand drawn flags of different nations. They form a semi-circle around the Cubmaster.*
- CA:** Bring on the Olympic flame!
- A solitary runner enters bearing the "flame". He runs around the arena, then hands the flame to CM*
- CM:** It is customary in the Olympics for the athletes to recite the Olympic Oath. Tonight our Committee Chairman will lead the Cub Scouts in our version of the Olympic Oath.
- CC:** Scouts, please make the Cub Scout sign and repeat after me:
- We promise
That we will take part
In these sporting games
In the true spirit of sportsmanship
And that we will respect and abide
By the rules that govern them
For the glory of the sport
And the honor of our den.
- CM:** Let the games begin!

Olympic Oath Opening*York Adams Area Council*

Setting: If you are actually conducting an "Olympics" event for this theme, you might decide to use the oath as your opening; however, if you are conducting a regular meeting that uses the theme in general, you can use this opening ceremony to recite the Pledge of Allegiance. You can have the American Flag by itself (unfolded and held open by a Den of Cubs) or it can be in position at the front of the room as you normally display it (either hung on the wall or on a pole). Have a single scout assigned to walk up to the flag, hold a corner in his left hand and give the Cub Scout salute as he recites the Pledge for the entire Pack.

Narrator/Cubmaster: At the start of each Olympics, every athlete promises to be trustworthy by playing fairly and obeying all of the rules. One athlete from the host country takes this oath at the Opening Ceremonies on behalf of all athletes. The oath was written by Baron de Coubertin, and became a part of our Modern Olympic Games in 1920. The chosen athlete holds a corner of the Olympic Flag while repeating the oath:

"In the name of all competitors, I promise that we shall take part in these Olympic Games, respecting and abiding by the rules that govern them, in the true spirit of sportsmanship, for the glory of sport and the honor of our teams."

Tonight we will open our "Let the Games Begin" meeting the same way that the athletes begin each Olympics. I ask Cub Scout [Scout's name] to come forward to recite the Pledge in the name of all of Pack [number].

*(When the Cub Scout is in position,
ask everyone to stand.)*

Cub: (Recites Oath)

Narrator/CM: Scouts, attention. Scouts salute. Let us now salute and honor our flag with the Pledge of Allegiance.

All recite the Pledge of Allegiance

Narrator/Cubmaster: Two Thank You.

Olympic Athletes Oath

In the name of all the competitors, I promise that we shall take part in these Olympic Games, respecting and abiding by the rules which govern them, committing ourselves to a sport without doping and without drugs, in the true spirit of sportsmanship, for the glory of sport and the honor of our teams.

Sportsmanship*National Area Capital Council*

Props: Thirteen large cards, with the letters S, P, O, R, T, S, M, A, N, S, H, I, and P on front. Fronts could also have an appropriate picture drawn by the Cub Scout. The words for the Cub Scout to read are on the back in **LARGE** print.

CM: As Scouts, we often play games and participate in sports activities. Most of us play every game to win. Sometimes we do and sometimes we don't. What's really important, win or lose, is how well we do both.

DL: Tonight the Scouts from Den[s] X, Y, and Z [as many Dens as needed to get thirteen boys] have a message for us about the games we are going to play.

Cub #1: S - Smile, even if you hurt inside

Cub #2: P - Pardon those parents who show poor manners

Cub #3: O - Ooze with enthusiasm for your fellow Scouts

Cub #4: R - Respect the feelings of other Cub Scouts

Cub #5: T - Try your best and be your best

Cub #6: S - Satisfaction guaranteed

Cub #7: M - Master the art of self control

Cub #8: A - Anger has no place in our meeting

Cub #9: N - Notice that only one can win

Cub #10: S - Success will be yours if you do your best

Cub #11: H - Hush those words of bragging

Cub #12: I - Insert your "congratulations" to the winner

Cub #13: P - Play the game for fun!

M.U.S.C.L.E.S.*Tatanka District, Sam Houston Area Council*

Seven boys line up across stage holding cardboard barbells and fastened to the front of each is a large letter M U S C L E S.

Cub #1: M - Muscles can make you big and strong.

Cub #2: U - Unless you try to use them wrong.

Cub #3: S - So as we try with all our might,

Cub #4: C - Cub Scouting teaches us to use muscles right.

Cub #5: L - Learning to build our muscles so healthier we'll be,

Cub #6: E - Each one doing his best to take care of his body.

Cub #7: S - So these weights we hold up here now,

Cub #8: show that to build muscles we've learned how.

Muscles And Physical Skills*Tatanka District, Sam Houston Area Council*

The Cubmaster and four boys are on stage just before the presentation of colors.

CM: During this month, our Cubs have been working on their muscles and physical skills.

Cub #1: My strength comes from my parents and my ancestors.

Cub #2: My strength comes from the exercises and work I do.

Cub #3: My strength comes from the foods I eat and the clean air I breathe.

Cub #4: We need strength to keep our bodies healthy, but real strength is knowing when and how to use strength wisely in all that we do, especially in helping our own families.

CM: As we begin our meeting, let us all stand tall and proud knowing that we are doing our best as the color guard advances.

Building A Healthy Attitude*Tatanka District, Sam Houston Area Council**National Capital Area Council*

Have seven boys come on stage carrying various kinds of muscle building equipment. They use the equipment and in turn speak these lines:

Cub #1: To keep your body strong and healthy is more valuable than being wealthy.

Cub #2: When you are fit, you feel good and try to do the things you should.

Cub #3: It helps to lend a helping hand to needy folks around our land.

Cub #4: Eating the right foods is always wise, and we all need some exercise.

Cub #5: Stand on tiptoes, one, two, three, touch your toes and don't bend a knee.

Cub #6: Run a while, then slow your pace, practice will help you win the race.

Cub #7: Scouting builds young boys into men. This is where it all begins.

Muscle Building*Grand Teton Council*

Arrangement: Seven boys come on stage, carrying various kinds of muscle-building equipment. They use the equipment and in turn, speak the line below.

Cub #1: To keep your body strong and healthy, Is more valuable than being wealthy.

Cub #2: When you are fit, you feel so good, And try to do the things you should.

Cub #3: It helps you lend a helping hand, To needy folks around our land.

Cub #4: Eating the right food is always wise, And everyone needs some exercise.

Cub #5: Stand on tiptoes, one, two, three,
Touch your toes, don't bend a knee.

Cub #6: Run a while, then slow your pace,
Practice will help you win the race.

Cub #7: Scouting builds young boys into men,
And this is where it all begins.

This can be followed by the Pledge of Allegiance and Scout Oath or Law. Or whatever you wish.

Deflated Ball

Crossroads of America & National Capital Area Council

Props: A partially deflated basketball, soccer ball, or volley ball; a hand pump with needle

The Cubmaster calls one scout to come forward and asks him to demonstrate how to dribble the ball. Being deflated, it won't bounce well. The CM asks what is wrong?

The CA then calls forward another scout and has the two scouts use the pump to inflate the ball. Have them both show how well it bounces after being inflated.

CA: That's much better! Now that these Scouts have finished their work, we can play a game. There's a lesson here for all of us. Our bodies are like that ball. If we are not physically fit and pumped up with energy, we can't be ready for anything – not for play, for school, or for work. Like the ball that doesn't have enough air, you don't have the strength or energy to do what you want. Let's all remember to keep your bodies and our minds pumped up so that we're ready for whatever life brings our way.

CM: And we are ready to start our meeting and play games tonight. Everyone stand for the Pledge of Allegiance.

America

Baltimore Area Council

Equipment: Letters spelling AMERICA printed on front and words on back in **LARGE** print. Poster board, flag and flag stand.

Each boy displays his letter as he recites his line:

Cub #1: A is for ATHLETES who do their best.

Cub #2: M is for MUSCLE building, putting us to the test.

Cub #3: E is for EXERCISE, building strength and brawn

Cub #4: R is for RUNNING, just look, then we're gone

Cub #5: I is for INDIVIDUALS who always try to achieve

Cub #6: C is for COURAGE to do and believe

Cub #7: A is for ACTIVE and active we'll be.

ALL Proud to live in America, home of the free.

Flag bearer and color guard enter, post flag

The Sportsman's Creed:

Baltimore Area Council

1st. *Have the Scouts repeat after the Leader:*

The Player...

...lives clean and plays hard.

He plays for the love of the game.

...wins without boasting, he loses without excuses,
and he never quits.

...respects officials and accepts their decisions
without question.

...never forgets that he represents his Den and Pack.

2nd. *Have the Cubmaster repeat after the leader*

The Coach...

...inspires in the boys a love for the game and the
desire to win.

...teaches them that it is better to lose fairly than to
win unfairly.

...leads players and spectators to respect others by
setting them a good example.

...is the type of adult he wants his boys to be.

3rd. *Have the Den Leaders repeat after the Leader:*

The official...

...knows the rules.

...is fair and firm in all decisions. (S)He calls them
as (s)he sees them.

...treats everyone courteously and demands the same
treatment for (her)himself.

...knows the game is for the boys, and lets them
have the spotlight.

4th. *Have the Parents repeat after the Leader:*

The spectators...

...never boo a player or official

...appreciate a good play, no matter who makes it.

...know the Pack gets the blame or the praise for
their conduct.

...recognize the need for more sportsmen and fewer
"sports".

Play Ball

San Gabriel Valley, Long Beach & Verdugo Hills Councils
Have your Cub Scouts help you with this one. Using cardboard or poster board have them cut out 8 different ball shapes. Have them paint or color them to resemble different balls like tennis, football, soccer, baseball, etc. Once dried have them use a stencil to spell out P-L-A-Y-B-A-L-L, one letter on each ball. Then glue or tape to the back of corresponding letter the text the cub is to read. Be sure to use **LARGE** print. (Need 8 Scouts to read aloud.)

- Cub # 1:** P is for our Parents who love us and help the Pack.
- Cub # 2:** L is for our Leaders who help on our scouting path.
- Cub # 3:** A is for Adventures that help us grow and learn.
- Cub # 4:** Y is for Yesterday the memories that we share.
- Cub # 5:** B is for Baloo the Bear who helps us learn to camp.
- Cub # 6:** A is for Activities because we want to run and play.
- Cub # 7:** L is for Laughing because Cub Scouts is such fun.
- Cub # 8:** L is for Learning skills we can use for life.

Sporting Flag Ceremony

San Gabriel Valley, Long Beach & Verdugo Hills Councils
This can be done with one person reading the entire poem or splitting it up by lines and having different Cub read either each couplet or each line.

- Cub # 1:** Everywhere we gather I can see your colors wave,
- Cub # 2:** In churches, schools and stadiums, even in a cave.
- Cub # 3:** Two foes can meet upon a playing field,
- Cub # 4:** All are Americans; they will not yield.
- Cub # 5:** In sportsmanship and honor, some say that is the way,
- Cub # 6:** To keep our colors flying in every patriotic display.
- Cub # 7:** The freedom to choose, even if we don't agree,
- Cub # 8:** To fight for what's right, the price to live among the free.
- Cub # 9:** Please join me in pledging allegiance to our flag.

AUDIENCE PARTICIPATIONS

Sports Madlib

Baltimore Area Council

To do this as an audience Participation - Just before reading the story fill in the list by having the audience shout out ideas and you selecting them. Make sure everyone knows your choices.

Or do it as a Gathering Activity - Give every boy a copy of the list below and during Gathering Time have him fill in the types of words required. Parents may help them understand the types of speech required. Later in the Pack meeting, read the following story. When you reach a number, point to a boy and have him read his answer for that particular number. Have extra copies of the story to hand out to the boys at the end of the evening, so they can see how their whole list of words complete this silly story.

1. (name) _____
2. (adjective) _____
3. (name) _____
4. (noun) _____
5. (adjective) _____
6. (past tense verb) _____
7. (clothing) _____
8. (verb ending in -ing) _____
9. (past tense verb) _____
10. (noun) _____
11. (clothing) _____
12. (verb ending in -ing) _____
13. (animal) _____
14. (body part) _____
15. (past tense verb) _____
16. (past tense verb) _____
17. (verb ending in -ing) _____
18. (body part) _____
19. (verb ending in -ing) _____
20. (number) _____
21. (adjective) _____
22. (adverb) _____
23. (adjective) _____
24. (noun) _____
25. (name) _____
26. (adjective) _____





The Most Embarrassing Day to Play Baseball

Hi, my name is (1) _____, but you may call me (2) _____ (3) _____. That’s what my (4) _____ calls me. But anyway, would you promise to keep a (5) _____ secret? day, at baseball practice as I was trying to catch the ball, it (6) _____ into my (7) _____. I was very embarrassed to take it out because everyone was (8) _____ at me. When I (9) _____ a few times trying to catch the ball, I got a (10) _____ in my (11) _____. Now everyone was (12) _____ at me really hard. The next time I tried to catch the ball a (13) _____ landed on my (14) _____ and I couldn’t concentrate on catching the ball. When it was my turn for batting, I (15) _____ the baseball bat in half! The coach was so (16) _____ that he was (17) _____ on my (18) _____. I was really embarrassed now, especially since everyone was (19) _____ at me. I also had to pay the coach (20) _____ dollars for a new baseball bat. The (21) _____ coach made me leave early since I was doing so (22) _____. Now people call me (23) _____ (24) _____ (25) _____. Just remember it’s a (26) _____ secret!!!!



A Day at the Ball Game

Baltimore Area Council

Divide audience into four groups. Assign each group a response to say when their word is said in the story. Practice as you assign parts.

- Johnny..... “Cheer, Cheer”
- Den Leader ”Happy, Happy”
- Umpire.....”Blind As A Bat”
- Kirby..... “Our Hero”

One fine day **JOHNNY’S DEN LEADER** decided to take his Den to a ball game. **JOHNNY** was so excited because his idol **KIRBY** was playing that day. The **DEN LEADER** and some of the parents loaded all the boys into their cars and headed for the ballpark.

On the way to the game, the **DEN LEADER** pointed to a man in another car and asked, “Why would a person put on such a dark suit on such a warm day?” **JOHNNY** looked at the man and exclaimed, “He’s an **UMPIRE!** I wonder if he is going to the game?” Sure enough, when **KIRBY** and the other players ran onto the field, out strolled the same **UMPIRE** that **JOHNNY** and his **DEN LEADER** saw on the way to the game.

When **KIRBY** ran out to his fielder’s position, **JOHNNY** and all the other people cheered for they knew **KIRBY** was a great player. The **UMPIRE** called “Play Ball” Everyone was on the edge of their seats as the pitcher took his sign, wound up and delivered his first pitch. “Crack” went the bat and a long fly ball was headed toward **KIRBY**. Back **KIRBY** ran, nearer and nearer to the fence, until he was right up against it. At the last minute he made a great leap into the air and the ball thudded into **KIRBY’S** glove. **JOHNNY**, his **DEN LEADER** and everyone cheered as the **UMPIRE** signaled “He’s Out.” The pitcher then struck out the next two batters with the **UMPIRE** calling the strikes real loud.

Now it was **KIRBY’S** teams turn at bat. **JOHNNY** was hoping **KIRBY** would hit a home run. First man up, “Crack,” a single. The next batter also singled and now to bat came **KIRBY**. **JOHNNY**, his **DEN LEADER**, and everyone was cheering and hollering for **KIRBY** to hit a good one. “Strike One”, called the **UMPIRE** and **JOHNNY’S** heart came up in his throat. “Strike Two,” called the **UMPIRE**, and **JOHNNY’S** heart sank. The pitcher took his sign, checked the runners, wound up, and delivered. “Crack” went the bat and **JOHNNY** knew **KIRBY** had hit a long one. Back, back went the fielder, clear to the wall. He leaped, but the ball hit the wall above him. **KIRBY** was churning his wheels around first, around second, heading for third. In came the ball and **KIRBY** hit the dirt. “Safe” yelled the **UMPIRE**. **JOHNNY**, his **DEN LEADER**, and everyone cheered.

JOHNNY was real happy because although his idol **KIRBY** had not hit a home run, he had hit a triple. And that is as close as any idol can come to what is expected of him. Therefore, **JOHNNY**, his **DEN LEADER**, and everyone went home happy.

Casey at the Bat

San Gabriel Valley, Long Beach & Verdugo Hills Councils
Divide your group into 3 sections and assign sounds as below.

Or maybe you just want everyone to do all the yells. There are a lot more Caseys than the other two put together - CD

Casey: "That's me"

Fans (or related words): Cheering sound

Bat or Ball : "It's a hit"

Now enjoy this famous poem.

Casey at the Bat

by Ernest L. Thayer

The outlook wasn't brilliant for the Mudville nine that day:
The score stood 4 to 2, with but one inning more to play,
And then when Cooney died at 1st, and Barrows did the same,
A pall-like silence fell upon the patrons of the game.

A straggling few got up to go in deep despair. The rest
Clung to the hope which springs eternal in the human breast;
They thought, "If only Casey could but get a whack at that—
We'd put up even money now, with Casey at the bat."

But Flynn preceded Casey, as did also Jimmy Blake,
And the former was a hoodoo, while the latter was a cake;
So upon that stricken multitude grim melancholy sat,
For there seemed but little chance of Casey getting to the bat.

But Flynn let drive a single, to the wonderment of all,
And Blake, the much despised, tore the cover off the ball;
And when the dust had lifted, and men saw what had occurred,
There was Jimmy safe at second and Flynn a-hugging third.

Then from 5000 throats and more there rose a lusty yell;
It rumbled through the valley, it rattled in the dell;
It pounded on the mountain and recoiled upon the flat,
For Casey, mighty Casey, was advancing to the bat.

There was ease in Casey's manner as he stepped into his place;
There was pride in Casey's bearing and a smile lit Casey's face.
And when, responding to the cheers, he lightly doffed his hat,
No stranger in the crowd could doubt 'twas Casey at the bat.

Ten thousand eyes were on him as he rubbed his hands with dirt;
5000 tongues applauded when he wiped them on his shirt;
Then while the writhing pitcher ground the ball into his hip,
Defiance flashed in Casey's eye, a sneer curled Casey's lip.

And now the leather-covered sphere came hurtling through the air,
And Casey stood a-watching it in haughty grandeur there.
Close by the sturdy batsman the ball unheeded sped—
"That ain't my style," said Casey. "Strike one!" the umpire said.

From the benches, black with people, there went up a muffled roar,
Like the beating of the storm-waves on a stern and distant shore;
"Kill him! Kill the umpire!" shouted someone on the stand;
And it's likely they'd have killed him had not Casey raised his hand.


With a smile of Christian charity great Casey's visage shone;
He stilled the rising tumult; he bade the game go on;
He signaled to the pitcher, and once more the dun sphere flew;
But Casey still ignored it and the umpire said, "Strike two!"

"Fraud!" cried the maddened 1000s, and echo answered "Fraud!"
But one scornful look from Casey and the audience was awed.
They saw his face grow stern and cold, they saw his muscles strain,
And they knew that Casey wouldn't let that ball go by again.

The sneer is gone from Casey's lip, his teeth are clenched in hate
He pounds with cruel violence his bat upon the plate;
And now the pitcher holds the ball, and now he lets it go,
And now the air is shattered by the force of Casey's blow.

Oh, somewhere in this favoured land the sun is shining bright,
The band is playing somewhere, and somewhere hearts are light;
And somewhere men are laughing, and somewhere children shout
But there is no joy in Mudville—mighty Casey has struck out.

This poem is in the Public Domain



It's All in Your Mind

National Area Capital Council

Divide the audience into 3 groups. Assign each group one of the words listed below. When their item is mentioned in the story, the assigned group should shout the designated saying. Have a practice session before starting the story.

Jumping Jack: Stand up and jump once, say "Boing" and sit back down.

Running Ralph: Stand up, run in place, stomp feet 3 times and say "Zip!" Sit back down.

Computer Charlie: Stand up, swing arms back and forth (like the robot from "Lost in Space") and say, "It Computes, It Computes." Sit back down.

This is the story about a boy named **Jumping Jack**, and another boy named **Running Ralph**, and still another boy named **Computer Charlie**. These three boys were close friends and they went everywhere together.

Jumping Jack got his name because everywhere he went he was always jumping over things for no apparent reason except that he liked to jump. You could see all three boys walking around town with **Jumping Jack** jumping over benches, curbs, bushes, fences and almost anything that wasn't too high.

As you may have guessed, **Running Ralph** got his name because he was always running. Maybe his legs were shorter than his two friends and he had to run to always keep up, or maybe he just liked to run.

Computer Charlie got his name because he was a very intelligent boy who excelled at mental skills. Everyone always teased **Computer Charlie** because **Computer Charlie** wasn't very good at sports or as strong as **Jumping Jack** and **Running Ralph**. But this never seemed to bother the three friends because they stuck together no matter what.

One day, **Jumping Jack**, **Computer Charlie**, and **Running Ralph** were on their way to the store when they saw a local bank being robbed. The robber was making his getaway. **Jumping Jack** jumped over the bushes and a fence to get to a neighbor's house to call the police. **Running Ralph** was right behind him. But **Computer Charlie** just stood there, watching the whole thing. Thanks to **Jumping Jack's** jumping and **Running Ralph's** running, the police arrived at the scene in no time at all. They started to ask questions, but **Jumping Jack** and **Running Ralph** didn't know what to say because they had been too busy running and jumping to see what had really happened.

But **Computer Charlie** began telling the police everything they needed to know. He knew the model and color of the getaway car, the license plate number, the direction the robber went, and a description of his clothes and size. His mental skills were a great help to the police.

After reading about the theft in the newspaper, all of the children were so proud of **Computer Charlie**. They never teased him again about his mental skills. They came to realize that **Computer Charlie** was just as important as **Jumping Jack** and **Running Ralph**. Together, by pooling their talents, they were able to accomplish many great things.

ADVANCEMENT CEREMONIES

B-A-L-L-O-O-N

San Gabriel Valley, Long Beach & Verdugo Hills Councils
You can have fun, meaningful ceremonies that don't take a lot of time. My youngest will never forget his Wolf ceremony (and he's 17 now.) He was called forward with a few of his peers who had also finished

and handed a balloon and a small plastic sword (you could give them a safety pin), accompanied by a few meaningful words about the badge. The boys were told to pop the balloons and voila - out popped a Wolf Badge!

That is the ceremony he remembers most - not the more verbose, more serious ceremonies that accompanied some of his other badge presentations.

Set Up –

- ✓ Get helium balloons for the number of advancing boys.
- ✓ Before blowing them up, insert the cloth badge of rank into them then blow them up.
- ✓ Decorate them to be sports balls: White for soccer, baseball or volleyball; orange for basketball; yellow for tennis. Use your imagination. Use the same type of ball for the same rank to help avoid confusion - especially if you have many boys who are advancing.

Write some meaningful words for each rank. Keep the number of words low. The ideas that were originally with this ceremony referenced the old Achievements. Maybe you want short poems. Maybe simple thoughts. Don't feel limited. Maybe your Cubs would want to write their own lines. They need not rhyme. *Send any you write to Judy and I so we can start adapting ideas to the Adventure Program. CD*

Cub Scouting Is Like Playing Baseball

San Gabriel Valley, Long Beach & Verdugo Hills Councils

This ceremony takes you through all the ranks. Badges can be presented at each base as the Scouts walk around the infield. Or they can be held and presented at Home plate by calling everyone in one rank at a time. If you are not doing Arrow of Light, take time to modify that section to use it to inspire Cubs finish their path around the bases.

Participants:

- All Cub Scouts – Tiger, Bobcat, Wolf, Bear, 1st Year Webelos and Graduating (2nd Year) Webelos Scouts
- Den and Webelos Leaders
- Parents of graduating Webelos
- 5 Boy Scouts
- Cubmaster.

Setup: Use a baseball field with bases set about 40 to 60 feet apart (60 feet is Little League standard). Parents stand near third base dugout; Boy Scouts stand near first base dugout; Cubs and Webelos stand near home plate with Den and Webelos Leaders beside their dens. Cubmaster stands at pitcher's mound.

Cubmaster: Cub Scouting is like playing baseball. Each base we go to indicates a certain level of skill obtained.

The Bobcats are in the on-deck circle. (Den Leaders take all new Bobcats to on-deck circle) Call Bobcat parents to on-deck circle. The Bobcat learned the Scout Oath (or Promise) and Law, the Cub Scout Motto, handshake, salute, and sign. And, as all ball players, he got to wear the uniform showing everyone in the stadium what team he was on - in our case the Blue and Gold team. Present awards to parents of Bobcats to present to their sons. Lead Cheer.

When the Cub got up to the plate for the first time, he was a Tiger. Call Tigers and their parents to Home Plate. Say a few words about the awards the Tigers have earned. Present Tiger awards to parents of Tigers to present to their sons. Lead Cheer.

(Den and Webelos Leaders advance all other Cubs to 1st base and stop.)

The Tiger hit the ball and ran to 1st base - the first leg of the diamond. At this point he learned the basics of the sport - throwing the ball, batting and catching. To the Scout, it was learning what it meant to help other people and to give good will - a time for the Cub to learn the basics with his coaches, mom and dad. The Cub is on his way to manhood. Call Wolf Parents to First base and present Wolf Awards. Lead Cheer.

(Wolf Cubs and Wolf Leader stay at 1st; the rest go to 2nd base.)

The Cub arrives at the second base, half way around. At this point he learned that through practice and determination one became a better ball handler, better thrower and better batter. The Cub is given choices in the Bear book and begins to learn about camping and how to use a knife safely. The Bear Cub sharpens his skills and begins to enjoy the team aspect of the sport, not just individual achievement. Call Bear Parents to Second base and present Bear Awards. Lead Cheer.

(Bear Cubs and Bear leader stay at 2nd; the rest go to 3rd base.)

The Cub now arrives at third base. He can see victory! He knows that if he makes it to third, he has a good chance of scoring. As he passes the shortstop he looks at the coach for guidance. This is the year in the Cub's life that changes most dramatically. He becomes a Webelos. It is the acronym for We'll Be Loyal Scouts. To the baseball player, it means that he has mastered the rudiments of the sport and now must rely on his coach to lead him around the bases. The Scout begins to trust others, listen to the coaches, back up his fellow team members and show maturity on the field. The 4th Graders are Webelos. The Webelos go on a few campouts and obtain a taste of adult responsibility. Call

Webelos Parents to Third base and present Webelos Awards. Lead Cheer.

(Graduating Webelos go half way to home plate.)

The Cub has gotten the high sign from the coach and he puts on the afterburners as he rounds third base. He's heading for home. The fans are standing, rooting as he approaches home plate. The Arrow of Light Cub is on his last leg of the course. He knows he is going to score. The anticipation is tremendous, as he knows his run could win the ball game. *(Parents of Arrow of Light Cubs and Boy Scouts go to home plate and wait to give the boys a "HIGH FIVE" as they cross the plate.)*

The Cubs have earned the Arrow of Light, the highest award given to a Cub Scout. He has prepared himself to return home, but this time as an accomplished ball player. He's learned the fundamentals of the sport. He has learned that he should be TRUSTWORTHY, LOYAL, HELPFUL, FRIENDLY, COURTEOUS, KIND, OBEDIENT, CHEERFUL, THRIFTY, BRAVE CLEAN and REVERENT.

He started from the on-deck circle as a Bobcat and will now return home as a young Scout ready to enter the senior league, the Boys Scouts, and be welcomed by his new coach and team mates from Troop _____. He is greeted by the most influential people in his Cub sports career - his parents. They helped him every step of the way around the bases. They are so proud of him that they, too, are anxious for him too cross the plate. They were with him as he touched every base and continue to be with him in the dugout and after the game.

The Arrow of Light is the only badge of rank earned by a Cub Scout that can be worn permanently on the Boy Scout uniform. There are 7 rays of light on the badge to not only signify the 7 days of the week but the 7 virtues of playing the game:

1. WISDOM - Putting to right use the knowledge they have obtained.
2. COURAGE - To meet the opposition head on in spite of one's fear.
3. SELF CONTROL - Controlling one's temper during the game. Being sportsmen.
4. JUSTICE - Justice will prevail, even if you think the umpire made a bad call.
- 5/6. FAITH and HOPE - Two virtues that all players must have on and off the field.
7. And finally LOVE - Love of family, love of home, love of God, love of fellow members and love of the game.

These are the seven virtues that will make you successful in the games to come. Now would the following Scouts proudly stride into home and receive their Arrow of Light. Lead Cheer.

THE ATHLETE*Utah National Parks Council*

Props: Cubmaster can select any sport and use appropriate equipment as props throughout this ceremony.

Cubmaster: The first thing an athlete learns is the basic rules of his chosen sport. When a Cub first enters the Pack, he learns the Bobcat Trail, which gives him the first knowledge he must know to move up the Cub Scout Path.

Will the following boys and their parents please come forward.

Present the Bobcat Awards to parents to present to their sons. Lead Cheer.

Asst CM: When a boy has learned the basic rules of his game, he must work closely with a coach to begin to improve his play. Our Tigers have worked with their Adult Partners on Team Tiger, Tiger Jungle, Tigers in the Wild, and other Core and Elective Adventures. Will the following boys and their parents please come forward.

(Present the Tiger Awards to parents to present to their sons. Lead Cheer.

CM: When a boy has learned the basic rules of his game, he then begins to practice the skills needed to play. He becomes familiar with the sports equipment. Our Wolves have worked on Council Fire, Paws on the Path, Running with the Pack, and other Core and Elective Adventures as they continued to develop their Cub Scout skills. Will the following boys and their parents please come forward.

(Present the Wolf Awards to parents to present to their sons. Lead Cheer.

Asst CM: The athlete is now ready to concentrate on improving his athletic skills. Our Bear is like the athlete who increases his knowledge to become more proficient in his game. Our Bears have worked on Bear Claws, Bear Necessities, Paws for Action, and other Core and Elective Adventures as they continued to hone their Cub Scout skills. Will the following boys and their parents please come forward?

(Present the Bear Awards to parents to present to their sons. Lead Cheer.

CM: Once the rules have been well learned and the skills have been mastered, the athlete is now ready to advance to a higher level of skill, which involves the mental strategy used to fine tune their playing skills. Both physical and mental skills are part of the learning experience of the boys in the Webelos rank. Our Webelos have worked on Cast Iron Chef, First Responder, Webelos Walkabout, and other Core and Elective Adventures as they show how advanced their

Cub Scout skills have become. Will the following boys and their parents please come forward?

(Present the Webelos Awards to parents to present to their sons. Lead Cheer.

Asst CM: As our ceremony concludes, we recognize the progress our Cubs have made this past month. The dedicated athlete recognizes the many accomplishments he made this past month and the many abilities he has developed within himself.

CM: He has learned the basic rules and he is dedicated to the practices that develop his ability. The mature athlete has become confident in his ability to play the game, and becomes a leader who shares his knowledge and skills with others on this team.

All these traits belong to the boys in our Pack as we see them progress from month to month and year to year. We are proud of these boys and the leaders who guide them along the Cub Scout Trail.

Lead one more cheer!!!

GOLD MEDAL WINNERS*Sam Houston Area Council*

Make a tiered Olympic winner's platform from heavy boxes and place it in the front of the audience. (Test for sturdiness ahead of time.)

CM: In the Olympics, athletes from all around the world compete for medals. They all DO THEIR BEST.

CA: Today we have several Cub Scouts who have taken on the challenge of the Adventures required for advancement. They, like the Olympic athletes, have done their best.

One at a time, call the boys who are receiving badges of rank, Adventure Loops and pins forward to stand on the top box of the winner's platform. Parents stand on the lower boxes.

CM: It is my pleasure to present you with your winner's symbol.

Awards could be fastened to gold medals hung on a ribbon. The Cubmaster gives the medals to the parents, who place them around their sons' necks.

CA: The important thing to remember is that anyone who does his best is a winner.

Lead a Cheer

Advancement Ceremony*Grand Teton Council*

SETTING: Cubmaster (CM) and Assistant Cubmaster (CA) in sports or exercise clothes. Sports and exercise equipment placed on stage for atmosphere.

CM: There are many ways to step into shape. They range from personal exercise to team sports to international competition. All must be started slowly, done on a regular basis, and be challenging to the abilities.

CA: The Cub Scout program includes physical fitness as an important part of it. Each rank has requirements that challenge, but not overwhelm the boys according to their ages.

CM: A good physical shape also requires a good mental shape. Stepping into shape is like stepping up the Scouting trail. They both make you look and feel better and they can both be fun. Tonight we are going to honor some boys who have begun taking those steps into shape and up the Scouting trail.

CA: Will the following Cub Scouts and their coaches, parents, flex your muscles and step into the gym.

(Reads names of new Bobcats)

CM: The Bobcat is like a person just beginning to get into shape; he is unsure of what to do and how to do it. However, he has made that most important first step. Parents, your sons have earned the first rank of Cub Scouts, the Bobcat, and I would like you to present their badges to them.

(Gives parents badges to give to boys.)

CA: The next step has been taken by several boys to better their condition and advance them along the Scouting trail.

The gym is ready to have the following Cub Scouts and their parents step up.

(Reads names of new Tigers)

CM: These boys have gone beyond the beginning of their programs. While much is still new, they are earning Adventures and advancing every day. They are following the program set up by their coaches and trainers and they have earned the second rank in Cub Scouting, the Tiger Rank. Parents, I am honored to give you these badges to present to your sons. (Gives parents badges.)

(Continue along with the Wolf, Bear and Webelos Scouts.)

PHYSICAL FITNESS ADVANCEMENT*Sam Houston Area Council*

This ceremony has a great outline but it needs a little filling in – Awarding of badges to parents, cheers, and individual recognition. Don't forget all those good things every time you do a ceremony. CD

Props: Stand with pegs for each rank. Barbell weights to put on pegs (not too heavy).

CM: As men and women must train to be good athletes, our Cub Scouts must also grow in strength and ability to obtain their rank advancement. At first, athletes start by lifting weights.

CA: Tonight we have (name of Bobcats) who have attained the Bobcat rank. We will ask them to come forward with your parents and lift this weight to the Bobcat level.

CM: For a Scout to earn the Tiger rank, he must increase his ability by practicing and developing his Cub Scout muscles in the way that a weight lifter builds weight lifting muscles. Tonight, we have [name(s) of Tiger Scouts] who have trained to earn their Tiger rank. Please come forward with your adult partners and lift the weight to the Tiger level.

CA: Next we have [name(s) of Wolf Scouts] who have earned the Wolf rank. They continue to grow and build their muscles as the Tigers do. Will the Wolves who have earned their Wolf rank come forward with their parents and lift our weight to the Wolf level?

CM: Next we have [name(s) of Bear Scouts], who have earned the Bear rank. They have taken their training to the next level by learning new skills, just as an athlete will practice new exercises to gain strength. Will our Bears please come forward and lift the weight to the Bear level?

CA: When an athlete trains, he has a goal in mind. Our Scouts also have a goal, to earn the Webelos rank. Tonight, we have [name of Webelos(s)] who have attained this goal. We ask them to come forward now with their parents and lift the weight to the next level.

CM: Each of you has worked to develop your bodies and minds. This will help you to always do your best. Congratulations! **Lead Cheer**

Cub Scout Track Meet*National Area Capital Council*

Equipment: A track model drawn on a cardboard on the floor at the front of the room, markings on the model for "Starting Line", "100 Yard Dash", "Mile Run", and "Marathon", badges to be awarded.

Personnel: Cubmaster (CM). Assistant CM (CA), boys to receive awards and their parents.

CM: Will (names), our new Bobcats and their parents please come forward to the "starting line"? As you are standing at the "starting line" you are at the beginning of the "race", just as you are at the beginning of the Cub Scout trail. Parents accept your sons' badges. I present them to you to present to your son's because you had the most influence in helping him earn this badge. You deserve the honor of presenting it to him. They are to be sewn on as a symbol of your pride in his accomplishments. Lead Cheer

CA: Will (names), our Tiger candidates and their parents please come forward. Stand at the end of the "100 Yard Dash". This represents the first stop on your Cub Scout trail. Just as sprinters run a fast race, you too have sprinted hard to earn your Tiger Badge, so keep up the good work. Parents I present you your son's badge so you may present it to him. Lead Cheer

CM: Will (names), our Wolf candidates and their parents please come forward. Your place at the track meet is the "500 Meter Run (880 Yard)". After learning to sprint, many runners take the next step and run a middle distance. You too have had to run a longer distance and develop strength and stamina to reach the Wolf rank. Remember that a steady pace will win the race. Parents I present you your son's badge so you may present it to him. Lead Cheer

CA: Will (names), our Bear candidates and their parents please come forward. Your place at the track meet is the "Mile Run". After running sprints and middle distance races, some runners accept the challenge to run long distance. You have run a long distance and developed strength and stamina to reach the Bear rank. Remember that hard work and a steady pace will win the race. Parents I present you your son's badge so you may present it to him. Lead Cheer

CM: Will (names), the Webelos and their parents please come forward. Your spot is "Marathon". The Marathon is one of the longest races you could ever run. It is also a race often run alone, without the help of coach or partner. In the same way, you have had to run a long race to earn your Webelos rank. You have learned to work on your own and at your own pace. Congratulations on having run the Webelos race. Parents I present you your son's badge so you may present it to him. Lead Cheer

BASEBALL ADVANCEMENT

Utah National Parks Council

Props: A small baseball diamond on the floor in front of audience and the badges to be awarded.

Cubmaster: Will (names), our new Bobcats and their parents please come forward to the "on deck circle". As you are standing on the "on deck circle" you are at the beginning of the "game" just as you are at the beginning of the Cub Scout trail.

Parents, accept your son's badge. We give the badges to you to present to your sons for you have certainly helped him to earn the award. Lead Cheer

Asst CM: Will (names), our new Tigers and their parents please come forward. Stand in the Batter's Box. This represents you getting ready to enjoy Cub Scouting and running through the ranks (around the bases) You worked hard with your Adult Partner in earning your Tiger badge, so keep up the good work.

Parents, here are your sons' badges for you to present to them. Lead Cheer

CM: Will (names), our Wolf candidates and their parents please come forward. Stand on first base. This represents the first stop on your Cub Scout trail. You worked hard on earning your Wolf, so keep up the good work.

Parents, here are your sons' badges for you to present to them. Lead Cheer

Asst CM: Will (names), our Bear candidates and their parents please come forward. Your place on our diamond is at second base. This is the second major stop along the Cub Scout trail. You will now wear a badge diamond on your shirt.

Parents, here are your sons' badges for you to present to them. Lead Cheer

CM: Will (names), the Webelos and their parents please come forward. Your spot is third base. You are almost "home." Keep up the good work and you will have no problem in finishing your trail.

If using diamond Webelos Badge - You may now replace the Tiger Badge with the Webelos Badge and continue to wear a badge diamond on your shirt.

If using Oval Webelos Badge – Your Webelos badge is shaped like a Boy Scout rank badge to remind you that you are getting close to graduating

To complete that game, you need to receive your Arrow of Light. Work hard and you should succeed.

Parents, here are your sons' badges for you to present to them. Lead Cheer

*If you have boys earning the Arrow of Light,
their spot is home plate.*

The Scoreboard

Tatanka District, Sam Houston Area Council

Props –

Scoreboard and cutouts of running figures,
Invisible tape, Straight pins, Badges.

Make a scoreboard of poster paper and write in names of the advancing boys. Cut out as many as needed.



Action: Call forward advancing Scouts and their parents. Line up the boys on either side of the scoreboard with their parents behind them.

You know, boys, Cub Scouts is a lot like sports. It is fun, it is full of physical activities, and you can win – or lose. In Cub Scouting you win by growing strong in mind and body, and by advancing in rank. Or you can lose by not joining in our den and pack activities and by not doing your best to pass achievements and electives.

You boys have all been winners this month. You have advanced in rank or earned Adventure Loops and Pins or both. Your coaches have been your den leaders and your parents. In Cub Scouting, we could not get along without coaches. So I want to congratulate all of you, boys and parents. Now I'll ask each boy to show his progress on our scoreboard by putting on the scoreboard a marker for each rank you have earned and have your parents pin on your new rank badge." (In turn, advancing the boy's tape on a runner for each rank he has earned and removing his new badge for the parents to pin on to his uniform.)

We also have a boy who has earned the Arrow of Light. Cub Scouting's highest award. Call him forward with his parents. "_____ has shown that he is ready for Boy Scouting by earning the Arrow of Light. He has met the requirements for this award. He is in the ninth inning of his time in our pack. We are all proud of him and the way he has progressed in the sport of Cub Scouting. Now _____, will you please fill your ranks on our scoreboard and have you parents pin your Arrow of Light badge on your uniform?" They do so.

"I hope that every member of the pack gets on the scoreboard in the coming year. It is a good way to be a winner in Cub Scouting.

Awards Announcer

York Adams Area Council

This awards ceremony is intended to resemble a sports announcer. **To any and all sports announcers out there, my sincerest apologies!** The Announcer can be the Cubmaster or a parent who would like to help.



Sports Announcer: Ladies and gentlemen, welcome to the Pack XX Sports Extravaganza! I will be your sports extravaganza announcer tonight, live from Radio CUBS. This is it—the night you've been waiting for. That four event program of programs that brings together the best of the best. And so we begin.

Our first competition matches the skills and requirements of the Bobcat rank against those determined young men who will stop at nothing to become Cub Scouts. Would our players please come forward with their coaches? [Call forward the Bobcat recipients and their parents.] Sports fans young and old, let me tell you the score. These players have done it all. They've shot and scored three points for learning the Scout Oath and Law, and the Cub Scout Motto. Their triple play came when they learned the Scout sign, handshake, and salute. Finally, not to be stopped, they ran the hurdles as they worked through the Parents' Handbooks with their folks. It is truly a great evening—no doubt about it! We realize these great athletes wouldn't have made it without the untiring support of their coaches, so in the tradition of good sportsmanship and good Scouting, we ask your parents/coaches to award you your Bobcat badges. [Offer a suitable applause and have them return to their seats.]

The second competition tonight involves our Tigers. They have completed a seven point play - finishing all six Core Tiger Adventures and 1 Elective Adventure. They have demonstrated tremendous teamwork working with their Adult Partners throughout. [Offer a suitable applause and have them return to their seats.]

The fun and games continue ladies and gentlemen, with our next team—the Wolf Cub Scouts. Tonight's game features XXX Cubs whose RIB counts are way up there (RIB, for those of you who don't know, stands for Requirements In the Bag). [Call forward Wolf recipients and their parents.] These fellas have made some really great shots. They have completed the requirements for their advancement, encompassing 6 Core Wolf

Adventures and 1 Elective Adventure. All in different adventuresome areas. Before we award these MVP awards—that's Mighty Valuable People awards—let's get a word from their coaches. [Ask parents about the boys' accomplishments. This gives them a chance to brag a little about their sons and lets the boys know how proud their parents really are of them.] Coaches, again we ask you to award your sons their badges. [Offer a suitable applause and have them return to their seats.]

From the B-ball stat sheets (that's the Bear Baloo's status sheets), we have some more scores to announce. The Bears have again won, beating the competition "paws down." Tonight we will recognize some of the key players on the team. [Call forward the Bear recipients and their parents.] This team has been working on its game since the start of the season and it really shows. With no penalties or free throws, these players have won themselves the recognition they deserve for completing the requirements for the Bear rank. The Coaches are standing by to comment. [Again, ask for some parents' feedback.] So there you have it, folks, this looks to be another winning season lining up for the Bear Scouts. [Offer a suitable applause and have them return to their seats.]

And finally, we have our Webelos Scouts who are clearly at the peak of their game. Over the past month the Webelos have racked up more Adventures than in any other season on record. [Call off boys' names and their Adventure Pins. Have them come forward to receive them.] If this type of success continues throughout the playing year, we look for some great things out of our Webelos players. [Offer a suitable applause and have them return to their seats.]

One final acknowledgement for the Webelos team: Tonight we recognize our Webelos MVPs who have been working on their game for quite some time. [Call forward the Webelos recipients and their parents.] When a player works so hard on his game and makes sure he does it right, he can't help but be recognized as an MVP. So it is with our Webelos Scouts who have completed their requirements for the Webelos rank. We know the coaches have been working with the players to reach their goals and to be the best they can be. Maybe we can get some game strategy tips from them. [One more time, take it to the parents for some personal accolades.] At this time we award these Webelos Scouts the Webelos Badge. Parents/coaches, please award these to your sons. [Offer a suitable applause and have them return to their seats.]

LEADER RECOGNITION

Certificate of the Right to Play

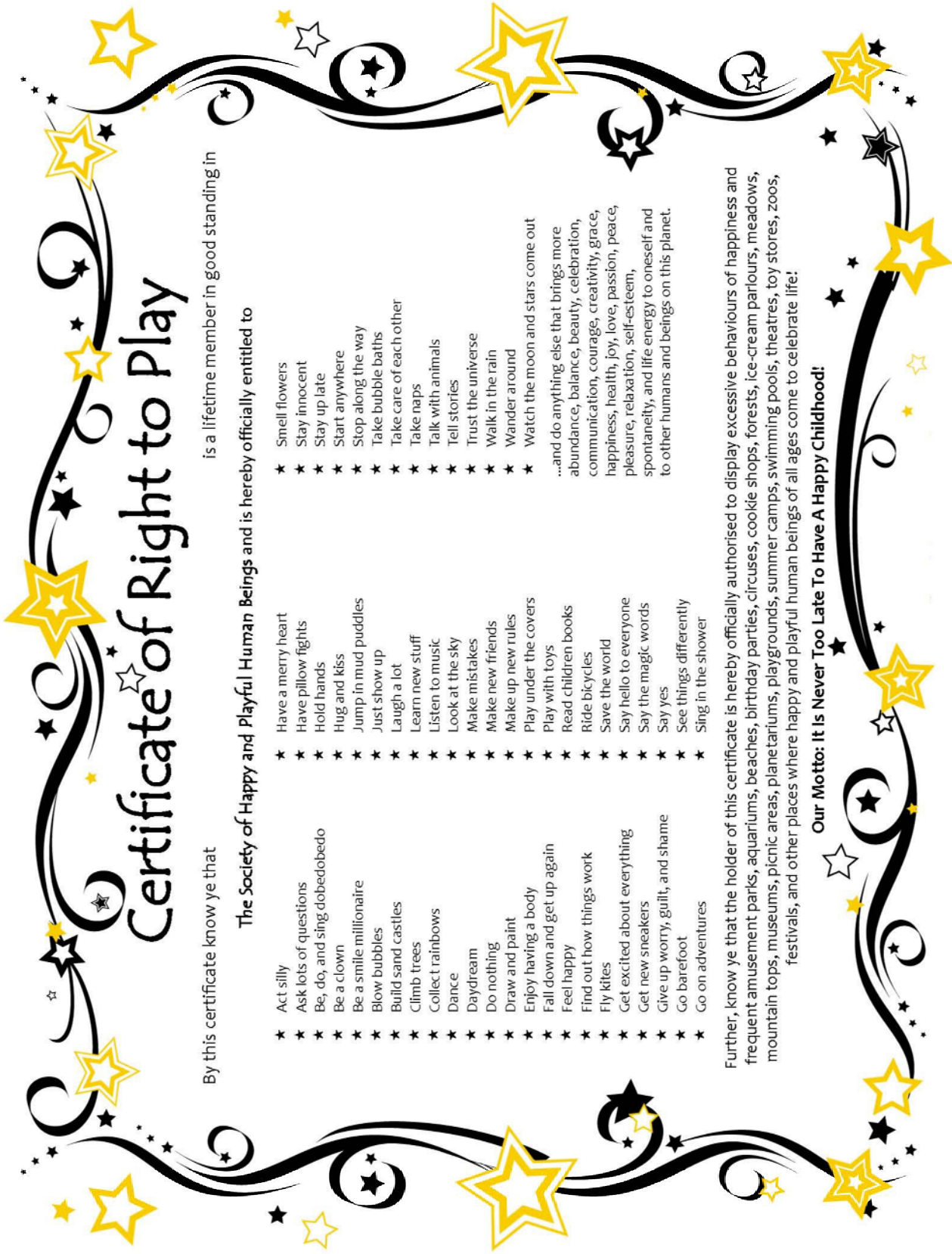
Sam Houston Area Council

By this certificate know ye that THE BEARER IS A LIFETIME MEMBER IN GOOD STANDING IN THE SOCIETY OF CHILDLIKE GROWNUPS AND IS HEREBY ENTITLED TO:

Walk in the rain, jump in mud puddles, collect rainbows, smell flowers, blow bubbles, stop along the way, build sandcastles, watch the moon and stars come out, say hello to everyone, go barefoot, go on adventures, sing in the shower, have a merry heart, read children's books, act silly, take bubble baths, get new sneakers, hold hands & hug & kiss, dance, fly kites, laugh out loud and cry out loud, wander around, wonder about stuff, feel scared & sad & mad & happy, give up worry & guilt & shame, stay innocent, say yes and no and the magic words, ask lots of questions, ride bicycles, draw and paint and color, see things differently, fall down and get up again, talk with animals, look at the sky, trust the universe, stay up late, climb trees, take naps, do nothing, daydream, play with toys, play under the covers, have pillow fights, learn new stuff, get excited about everything, be a clown, enjoy having a body, listen to music, find out how things work, make up new rules, tell stories, save the world, make friends and do anything that brings more happiness, celebration, relaxation, communication, health, love, joy, creativity, pleasure, abundance, grace, self-esteem, courage, balance, spontaneity, passion, peace, beauty, and life energy to all humans and beings of this planet.

FURTHERMORE, the above named member is officially authorized to frequent amusement parks, beaches, meadows, mountaintops, swimming pools, forests, playgrounds, picnic areas, summer areas, summer camps, birthday parties, circuses, bakeries, ice cream parlors, theaters, aquariums, zoos, museums, planetariums, toys stores, festivals and other places where children of all ages gather to play AND is encouraged to always remember the motto of THE SOCIETY OF CHILDLIKE GROWNUPS: IT'S NEVER TOO LATE TO HAVE A HAPPY CHILDHOOD AND MAKE SURE THAT OTHERS DO TOO.

You can design your own certificate, or modify or use the certificate on the next page by Laughter Yoga Universe (<http://laughteryogauniverse.com>).



Certificate of Right to Play

By this certificate know ye that _____ is a lifetime member in good standing in _____
 The Society of Happy and Playful Human Beings and is hereby officially entitled to

- ★ Act silly
- ★ Ask lots of questions
- ★ Be, do, and sing dobedobedo
- ★ Be a clown
- ★ Be a smile millionaire
- ★ Blow bubbles
- ★ Build sand castles
- ★ Climb trees
- ★ Collect rainbows
- ★ Dance
- ★ Daydream
- ★ Do nothing
- ★ Draw and paint
- ★ Enjoy having a body
- ★ Fall down and get up again
- ★ Feel happy
- ★ Find out how things work
- ★ Fly kites
- ★ Get excited about everything
- ★ Get new sneakers
- ★ Give up worry, guilt, and shame
- ★ Go barefoot
- ★ Go on adventures
- ★ Have a merry heart
- ★ Have pillow fights
- ★ Hold hands
- ★ Hug and kiss
- ★ Jump in mud puddles
- ★ Just show up
- ★ Laugh a lot
- ★ Learn new stuff
- ★ Listen to music
- ★ Look at the sky
- ★ Make mistakes
- ★ Make new friends
- ★ Make up new rules
- ★ Play under the covers
- ★ Play with toys
- ★ Read children books
- ★ Ride bicycles
- ★ Save the world
- ★ Say hello to everyone
- ★ Say the magic words
- ★ Say yes
- ★ See things differently
- ★ Sing in the shower
- ★ Smell flowers
- ★ Stay innocent
- ★ Stay up late
- ★ Start anywhere
- ★ Stop along the way
- ★ Take bubble baths
- ★ Take care of each other
- ★ Take naps
- ★ Talk with animals
- ★ Tell stories
- ★ Trust the universe
- ★ Walk in the rain
- ★ Wander around
- ★ Watch the moon and stars come out

...and do anything else that brings more abundance, balance, beauty, celebration, communication, courage, creativity, grace, happiness, health, joy, love, passion, peace, pleasure, relaxation, self-esteem, spontaneity, and life energy to oneself and to other humans and beings on this planet.

Further, know ye that the holder of this certificate is hereby officially authorised to display excessive behaviours of happiness and frequent amusement parks, aquariums, beaches, birthday parties, circuses, cookie shops, forests, ice-cream parlours, meadows, mountain tops, museums, picnic areas, planetariums, playgrounds, summer camps, swimming pools, theatres, toy stores, zoos, festivals, and other places where happy and playful human beings of all ages come to celebrate life:

Our Motto: It Is Never Too Late To Have A Happy Childhood!

SONGS

Guidelines for Changing Lyrics

Cub Scout Songbook

To encourage citizenship and respect for patriotic ideals, the lyrics to the following patriotic songs should not be changed: "America," "America the Beautiful," "God Bless America," and "The Star-Spangled Banner."

Similar respect should be shown for hymns and other spiritual songs.

Take Me Out To The Ball Game

York-Adams Area Council

(This can be sung in rounds!)

Take me out to the ball game
Take me out to the crowd
Buy me some peanuts and Crackerjacks
I don't care if I ever get back
Let me root, root, root for the home team
If they don't win it's a shame
Cause it's one, two, three strikes you're out
At the old ball game

TAKE ME OUT TO PACK MEETING

Utah National Parks Council

(Tune: Take Me Out to the Ball Game)

Take me out to pack meeting,
Take me to see my friends,
I want to play some games, eat a treat,
Get some awards, 'cause it is so neat.
Then it's root, root, root for the Tigers
(Tiger Cubs stand)
Cheer for the Bears and the Wolves
(Wolf & Bear dens stand up)
Then it's hip, hip, hip, hip hooray
For the We-be-los!
(WEBELOS dens stand up)

TOUGHEN UP

Sam Houston Area Council

(Tune: Clementine)

Do a push up, do a pull up,
Do a 30 yard run.
We build muscles as we hustle,
All the time we're having fun.
Running broad jump, do a high jump.
Throw the ball way out of sight,
Lift bar bells with all your might.
Watch 'em flexing, watch 'em bulging,
Watch our muscles growing strong.
Building muscles in our backyard,
That will last a whole life long.

Cub Scout Marching Song

Tatanka District, Sam Houston Area Council

Tune: This Old Man He Played One

This young Cub, number one,
He sure likes to get things done.

Chorus:

With a knick knack paddy wack,
Give a Cub a chore.
This he'll do and ask for more.

This young Cub, number two,
He will do odd jobs for you.

This young Cub, number three,
Full of humor, full of glee.

This young Cub, number four,
Follows rules and know the score.

This young Cub, number five,
he has courage, he has drive.

This young Cub, number six,
He'll make things with ropes and sticks.

This young Cub, number seven,
becomes a Boy Scout at eleven.

This young Cub, number eight,
gives goodwill that sure does rate.

This young Cub, number nine,
he's so pleasant all the time.

This young Cub, number ten,
sings the chorus once again.....

A STRETCHING WE WILL GO

Tatanka District, Sam Houston Area Council

(Tune: A Hunting We Will Go

OR The Grand Old Duke of York")

A-stretching we will go,
Moving to and fro.
And when we're done,
We've had some fun,
And relaxed our muscles, too.
Come on, folks, let's stand,
And raise up high each hand.
Then spread them wide.
Now to your side,
As your muscles you relax.
Now let us stamp our feet,
But please don't take your seat.
Before you're down,
Please turn around,
And then you'll take your seat.

Fitness

Crossroads of America
(Sung to the tune: On Wisconsin)

Hurray Cub Scouts! Build your muscles!
Get in shape for play.
When we feel our very best,
We'll do our best each day.
Keep on running, keep on jumping,
Trying to improve.
When we've grown a little older,
We'll remain Scouts on the move.

HEAD, SHOULDERS, KNEES, & TOES

Tatanka District, Sam Houston Area Council
Head Shoulders Knees and Toes, Knees and Toes.
Head Shoulders Knees and Toes, Knees and Toes.
Eyes and ears and mouth and nose,
Head Shoulders Knees and Toes, Knees and Toes.

Actions:

- 1 - sing through, doing actions.
- 2 - Omit singing 'head', but touch it.
- 3 - Omit singing 'shoulders' and 'head'.
- 4 - Omit singing 'knees' but touch them.
- 5 - Omit singing 'toes' but touch them.

Want to see this done???

Click on the link below and watch the Wiggles do it!

<http://www.youtube.com/watch?v=gFuZ6LPDYQc>

There is a Disney logo on the video clip

KEEPING HEALTHY

Tatanka District, Sam Houston Area Council
Tune: Clementine

Strong healthy, growing bodies,
That's what we will try to keep
Proper food and lots of sunshine
Exercise and lots of sleep.
Brush and floss our teeth each day,
See the dentist twice a year,
Bubble gum and sticky candy
Cause cavities, we fear
Have a check up by the doctor,
Try to follow his advice.
He's a friend who keeps us healthy,
And always very nice.
Healthy food and not that junk food
Helps to keep our bodies strong.
We hope you'll try to stay healthy,
That's the end of our nice song

THE ATHLETE

Tatanka District, Sam Houston Area Council
Tune: My Bonnie

They gave me a suit and num-ber
And sent me out on the field.
Then gave me a ball called the pigskin,
And shoes with some cleats, toe and heel.

CHORUS:

Mus-cles, cra-mps
Wracking my body with pain, with pain,
I stand, wonder- ing
If ever I'll do this again!

Next time they gave me a racquet,
Then sent me out on the court,
Fun-ny the things you encounter,
While trying to lea-arn a sport

CHORUS

The or-deal was finally over,
At least -that's wh-at I thought,
When they showed me the soccer equipment,
I fainted dead on the spot!

CHORUS

It's Fun to Exercise

Baltimore Area Council
Tune: Battle Hymn of the Republic

If I should climb a flight of stairs
I'm absolutely beat
I look just like an elephant
To everyone I meet.
My belly's sticking out so far,
I cannot see my feet,
That's why I exercise!
Jog, or walk, or kick a football
Get you body moving, stand tall.
You'll be fit before you know it. It's fun to exercise!
I am feeling better than I ever did before;
I can now bend over at the waist and I can tough the floor,
I'm no longer having trouble fitting through the door,
It Pays to Exercise!

WILL YOU PLAY TOO?

York-Adams & Sam Houston Area Councils
(Tune: Frère Jacques)

Baseball, Soccer	They are games we play
Baseball, Soccer	Almost every day
Tennis too!	Will you play too?
Tennis too!	Will you play too?

Sportsmanship*Sam Houston Area Council*

to the tune – Clementine

Give me a soccer ball, and a goal line

Any game that I can play

I like running back and forth – my

Sporting skills upon display.

My team plays fairly, cause we're all Cub Scouts

Our coach puts us to the test.

Since he's also our den leader

He makes sure we do our best.

We're learning teamwork, and competition,

And good sportsmanship as well.

Things we're hearing in our den meetings

About the best way to excel.

PLAY BALL*Sam Houston Area Council*

(Tune: Row, Row, Row Your Boat)

First Group:

Catch, catch, catch the ball,

Throw it to first base

Make the play, have a good day,

Put on a happy face!

Second Group:

Bat, bat, bat the ball,

Hit it nice and low.

Watch it roll while you run,

Another point to show!

Both Groups:

We all love to play,

Every game is fun.

Pitch and bat and run and catch,

Playing ball in the sun.

WHEW-W-W-W*Sam Houston Area Council*

(Tune: Jingle Bells)

Clap your hands, stamp your feet

Let's all stand up please.

Face to the left, face to the right

Now hands on your knees.

Sit down now, stand back up,

Clap your hands two beats.

Now we'll all wipe our brows,

And collapse in our seats.

*(Sing several times, each faster)***Bowlin', Bowlin, Bowlin'***San Gabriel Valley, Long Beach & Verdugo Hills**Councils**(Tune: Rawhide)*

Bowlin', Bowlin, Bowlin'

Keep those balls a rollin'

Keep those strikes a rollin', alright!

We're laughin' and a grinnin'

Cause our team is winnin'

Soon we'll be in first place.

Head 'em up, roll 'em down

Roll 'em down, make a strike

Make a strike, so we win, alright!

Roll 'em down, knock em off,

Get a mark, make a strike.

We're gonna win tonight!

This is My Baseball*San Gabriel Valley, Long Beach & Verdugo Hills**Councils**(Tune: This is My Country)*

This is my Baseball

I'll share it with you.

This is my baseball

Bring your bat and mitt too!

I'm playing with my friends,

I'm gonna hit one home.

Cause this is my baseball

To share and to hold.

ROTTEN REEBOKS*Utah National Parks Council**(Tune: Clementine)*

Rotten Reeboks, dirty sweat socks,

Generating toxic fumes,

I've seen flies dead, struck in mid-air

Fatal venture to his room

In my brother's bedroom closet

Stinkarooning like refuse

Dwelt a size 10 pair of sneakers

With a smell you couldn't lose.

Aging tennies, in a corner

Turning the air a bluish green,

Hope the county doesn't visit

They'd condemn us sight unseen.

I've tried bug balm, lemon air scent

Even spray that smells like pine,

Must be something that can cut it

Something strong like turpentine.

"Not to worry," says my father

"Could be money after all,

"Pentagon might pay a bundle

"For the secret to it all."

CUB SCOUT SPORTS SONG

Sam Houston Area Council

(Tune: My Bonnie)

My baseball went over the fence.
 My arrows are broken to bits.
 My volleyball has been deflated
 After riding a horse I can't sit.

Chorus:

Belt loops, belt loops,
 I'll earn my sports pin today, today.
 Belt loops, belt loops;
 My letter is not far away.

By bicycle has a flat tire
 My boomerang just won't return.
 They say that I'll lose all my marbles
 And I still haven't gotten my turn.

Chorus

My dog ate my ping pong paddle.
 My badminton birdie has flown
 I sprained my right ankle while jogging
 And was stranded ten miles from home.

Chorus

They say that Cub Scout sports are fun.
 Someday I would just like to know
 I've been wandering around for an hour
 Just waiting for my den to show.

Chorus

STUNTS AND APPLAUSES

APPLAUSES & CHEERS

A Box of Cheer*San Gabriel Valley, Long Beach & Verdugo Hills Councils*

- ✓ Here is a quite simple and fun way to introduce a cheer.
- ✓ Get a small Cheer Box, clean it out, and voila, you have a Cheer Box for all the cheers.
- ✓ Take all the cheers and applauses that you have and put each one on a slip of paper, then drop them in your Cheer Box.
- ✓ During the pack meeting call up one of your scouts to pick a cheer out of the Cheer Box (No peeking!),
- ✓ Then have him lead the cheer.

Baltimore Area Council

The Ball Applause: Hold any kind of ball in your hands. When you are holding the ball, everyone is quiet. When the ball leaves your hands, everyone goes wild and cheers. Try bouncing the ball, faking a throw, or tossing it to another person.

Home Run Applause: Simulate swinging a bat at a ball, shade your eyes with your hand and yell, "**Thar she goes!**"

San Gabriel Valley, Long Beach & Verdugo Hills Councils

Home Run: Simulate swinging a bat, then shade your eyes with your hands and yell,

"**It's outta here!**" or "**It's way back and it's gone!**"

Bouncing Ball: Using a super ball or golf ball (preferably), drop the ball from an outstretched hand over your head or toss it upwards. Have the group yell, "**Pow**" every time the ball hits the floor.

Tatanka District, Sam Houston Area Council

Relay: Have one Cub in each row or section start this one. They will clap twice and then clap the hand of the person next to them. They continue to clap in unison in this manner until everyone in the room is clapping.

Strongman's: Pretend to lift a heavy object and say, "Uh, Uh, Ah".

Golf: Swing the golf club and yell "Fore"

Touchdown: Quickly throw both arms up into the air with fingers close together pointing upward (as if to signal a touchdown) and yell and scream and cheer.

National Capital Area Council

Baseball Applause: Pretend to throw a baseball in the air and pretend to hit it with a bat. After you hit the ball, shout, "Home Run!!"

Bowling Applause: Pretend to throw a bowling ball down an alley and yell, "Strike!"

Pole Vault Applause:

- Hold one arm straight in front.
- Stand two fingers of the other hand on the outstretched arm, like legs, and
- Have the finger "legs" pretend that they "run" down the arm.
- When they get to the wrist, make them "leap" into the air.
- As you bring your hand back down, clap.

*Utah National Parks Council***Michael Jordan Applause**

- ✓ Pretend to slam dunk a basketball and yell, "Swwwwwoosh!"

Spirit Cheer

- ✓ Divide the group into two sections.
- ✓ The first section chants, "We've got spirit, yes we do! We've got spirit, how 'bout you?"
- ✓ The first section points to the other group.
- ✓ The second group responds by yelling the chant even louder. Repeat two or three times.

Olympics Cheer

- ✓ Join hands, raise them over head and shout, "Go for the Gold!"

Best Pack Cheer

- ✓ Everyone yell together, "Clap your hands," Then clap hands together two times.
- ✓ Then yell "Stomp your feet," then stomp feet three times on the floor. Then say, "PACK _____ can't be beat."

Grand Stand Applause

- ✓ All are seated.
- ✓ They stamp their feet three times,
- ✓ Then slap legs three times.
- ✓ Then all stand and shout, "Rah! Rah! Rah!"

HOME RUN APPLAUSE

- ✓ Simulate swinging a bat at a ball,
- ✓ Shade your eyes with your hand and yell, "Thar she goes!"

RUN-ONS*Tatanka District, Sam Houston Area Council*

Cub: What does a ballplayer do when his eyesight starts going bad?

Dad: He gets a job as an umpire!

1st Cub: Wow, It's a run-home.

2nd Cub: You mean a home run.

1st Cub: No, I mean a run-home. You just hit the ball through that window!!!

Q: Why was Cinderella such a poor basketball player?

A: Because she had a pumpkin for a coach!

KAYAK*Tatanka District, Sam Houston Area Council*

Setting: two Cubs carry in a kayak (cardboard cutout) and double-bladed paddles (could, also, be cardboard)

Cub #1: Boy, it's sure pretty here, but I'm getting cold.

Cub #2: Me too. (peers off into the distance) It's too far to shore. Let's build a fire here in the kayak. That'll heat us up.

Cub #1: Good idea. (They mimic building a fire - saying Aaaah, that feels good, etc.)

Cub #2: (suddenly) Hey, we're sinking! (Both try to bail out water frantically, then turn to the audience)

Cub #1: Well that just goes to show you ...

Cub #2: You can't have your kayak and heat it too!

OLYMPIC DRAMA*Tatanka District, Sam Houston Area Council*

Have den line up on stage. One scout steps forward and announces that this is the first international exhibition of a new Olympic event.

This is the cue for the rest of the scouts to grin as wide as possible. The narrator announces that this was the Standing Broad Grin.

Sam Houston Area Council

Knock-Knock.

Who's there?

Acoustics.

Acoustics who?

Acoustics help you when you shoot pool.

Knock-Knock.

Who's there?

Basis.

Basis who?

Basis loaded. Nobody out!

Knock-Knock.

Who's there?

Thoreau.

Thoreau who?

Thoreau me the ball!

Baltimore Area Council

- Cub # 1:** You want to hear something funny? My sister thinks a football coach has four wheels.
- Cub # 2:** Ha! Ha! Ha! Ha! How many does it have?
- Cub 1:** Speaking of baseball, I have something here that can run but can't walk.
- Cub 2:** What is it?
- Cub 1:** Water.
- Cub # 1:** What do baseball players eat on?
- Cub # 2:** Home plates!
- Tiger Cub:** What's the quietest sport in the world?
- Den Leader:** I don't know.
- Tiger Cub:** Bowling. You can hear a pin drop.
- Dad 1:** I hear your son is on the football team. What position does he play?
- Dad 2:** I think he's one of the drawbacks.
- Professor:** Class, what has 18 legs and catches flies?
- Student:** A baseball team?

The Shoe

San Gabriel Valley, Long Beach & Verdugo Hills Councils

- Needs:** 2 people, one wearing only 1 tennis (soccer, football, baseball, track, or other shoe) shoe.
- Prep:** Decide who will wear only 1 shoe, practice
- Action:** Cub #1 wearing only one shoe is looking around looking underneath and behind things.
- Cub #2:** "Did you lose a tennis shoe?"
- Cub #1:** "No, I found one!"

SHRINKING OIL

Utah National Parks Council

This would make a great two part Run-On. Do the first scene and then later in the meeting do the second. CD

Scene 1 –

Two boys are talking about muscle building. One, proudly posing and flexing, is asked by the other how he developed such a great body. The first boy tells him the secret is to rub down with oil every night. The second boy decides that this is a good idea.

Scene 2 (maybe precede with a sign, the next day)

The next day both enter, with the second boy crawling on his knees. "I shrank!" he exclaims, "I thought you said it would work!"

"Well it does work for me. What kind of oil did you use?"

"Crisco."

"No wonder you shrank, that's shortening!"

Sam Houston Area Council

THE RACE

- Cub #1:** If you were in a race and passed the person in 2nd place, what place would you be in?"
- Cub #2:** 2nd place!

HOLDING A BAT

- Cub #1:** Do you know how to play ball?
- Cub #2:** Yes, of course!
- Cub #1:** How do you hold a bat?
- Cub #2:** By the wings!

SKATE?

- Cub #1:** Can you skate?
- Cub #2:** I don't know. I can't stay up long enough to find out!

STADIUM SEATS

- Cub #1:** Why are baseball stadium seats so cold?
- Cub #2:** Because FANS sit in them!

HARD TO CATCH

- Cub #1:** What is harder to catch the faster you run?
- Cub #2:** Your breath!

LOUD SPORT

- Cub #1:** Why is tennis such a loud sport?
- Cub #2:** The players raise a racquet.

THE RACE

- Cub #1:** If you were in a race and passed the person in 2nd place, what place would you be in?"
- Cub #2:** 2nd place!

Utah National Parks Council

- Cub 1:** I bet I can jump higher than a house.
- Cub 2:** I bet you can't.
- Cub 1:** Yes I can. Did you ever see a house jump?
- Cub 1:** (shaking all over)
- Cub 2:** What's the matter?
- Cub 1:** I've got to take my medicine.
- Cub 2:** Can I get it for you?
- Cub 1:** Yes. It's that bottle over there that says "Shake well before using!"

JOKES & RIDDLES

San Gabriel Valley, Long Beach & Verdugo Hills Councils

- Q:** How do baseball players stay cool?
- A:** They sit next to their fans!
- Q:** What do cheerleaders drink before they go to a basketball game?
- A:** Root beer!
- Q:** What do basketball players and babies have in common?
- A:** They both dribble!
- Q:** What runs around a soccer field but doesn't move?
- A:** A fence!
- Q:** Why did the basketball player go to jail?
- A:** Because he shot the ball!
- Q:** Why did the football coach go to the bank?
- A:** Because he wanted to get his quarter back!
- Q:** Why did the golfer wear two pairs of pants?
- A:** In case he got a hole-in-one!
- Q:** Why don't grasshoppers go to baseball games?
- A:** They prefer cricket!
- Q:** Why did the police go to the baseball game?
- A:** Because someone was stealing a base!

- Q: Why did Cinderella get kicked off the soccer team?
 A: Because she ran away from the ball!
- Q: Why did the cake like to play baseball?
 A: Because it was a good batter.
- Q: Why do baseball fields last longer than football fields?
 A: Because diamonds are forever.
- Q: Why did the javelin thrower practice in the music store?
 A: He wanted to break a record.
- Q: Why is a bad golfer like a motor boat?
 A: They both go putt-putt, putt-putt.
- Q: How do players keep cool at a basketball game?
 A: There are lots of fans out there.

Sports Riddles In Rhyme

Baltimore Area Council

Say a verse and see who can guess the sport. Answer in parentheses.

Think of a diamond,
 Think of a team of nine
 Think of a grandstand filled with fans,
 Willing to stand in line. (baseball)

Two forwards and a center,
 Plus two guards make a team,
 To win this fast exciting game
 Is every player's dream. (basketball)

Eleven players on each team.
 Two halves in which to play
 When a player makes a touchdown.
 There's cheer right away. (football)

Sam Houston Area Council

- Cub #1: Are there any athletes in your family?
 Cub #2: My brother's been playing soccer for 5 years.
 Cub #1: Wow! I bet he's really tired!
 Cub #1: Why is hot faster than cold?
 Cub #2: You can catch a cold!
- Cub #1: Where does Tony the Tiger play football?
 Cub #2: In the Cereal Bowl!
- Cub #1: What does a mountain use to play baseball?
 Cub #2: A Sum-MITT!
- Cub #1: Why do spiders make good outfielders?
 Cub #2: Because they can catch flies!
- Cub #1: What's the noisiest sports equipment?
 Cub #2: A tennis racket!
- Cub #1: What is a basketball player's favorite snack?
 Cub #2: Cookies & milk. Because he likes to DUNK!
- Cub #1: What do you get when you cross a dog and a football player?
 Cub #2: A golden receiver!

Tatanka District, Sam Houston Area Council

- Cub 1:** I know an athlete who is happy every time he strikes out.
Cub 2: He must be a terrible baseball player.
Cub 1: Yeah, but he's a good bowler.
Cub 1: Are umpires good eaters?
Cub 2: Yes, they always clean their plates.

SKITS

The Football Game

Baltimore Area Council

A group of boys are discussing a football game. Insert the name of your local high schools or favorite pro teams in the blanks.

- Cub # 1:** I sure hope that the _____ win.
Cub # 2: Well, I'm sure that the _____ will win.
Cub # 3: Why, the _____ will beat 'em 40 to nothin' .
Cub # 4: I can tell you the score of the game before it starts.
All Others: Oh yeah? How can you? You're not psychic, are you?
Cub # 4: The score of the game before it starts? It's nothin' to nothin' of course.

(Others chase him off stage.)

Harlem Globetrotters

Baltimore Area Council

Three Scouts are doing laundry. Each is sitting behind a bucket that holds his "laundry". Two of the buckets really have water and a rag or two. All three work at scrubbing and wringing water from their laundry for a few seconds. One sitting on the end shakes the water from his hands getting his neighbor slightly wet. This provokes the Scout in the middle who retaliates with a splash back, escalate in comedic fashion till the one on the end throws a wet rag at the face of the Scout in the middle who ducks. The rag sails on till it smacks the Scout on the far end (previously not involved in the water fight) in the face. The smack-ee picks up his bucket to dump on the others who take flight into the audience.

The Punch line: When the actors are in the crowd the smack-ee tosses the contents of his bucket in a wide arc over as much of the audience as possible. You can fill the bucket with pieces of newspaper, but in a Scouting setting a bucket full of leaves would work just as well. If the actors have a little talent and practice this can be extremely funny. **DO NOT SOAK ANYONE!!**

Sportsmanship Skit

This also makes an excellent Opening or Closing Ceremony. CD

Make large cards with the following letters-S-P-O-R-T-S-M-A-N-S-H-I-P. You'll need the Cubmaster and 13 Cub Scouts, each with one letter. As the Cubmaster reads the letters the boys show their cards, read the words for their letter off the back, and hold them up for the rest of the ceremony.

- CM:** At the start of a baseball game, the announcer yells, "Play Ball!" Very soon, we will be saying that for our big game here at our Pack picnic. But before that, 13 Cub Scouts and I would like to remind you of something very important. We'll do it with a little spelling lesson:
- Cub # 1:** S – is for smiling, even if you hurt inside.
Cub # 2: P – is for pardoning parents who may show poor manners.
Cub # 3: O – is for oozing enthusiasm for your car and your fellow Den members.
Cub # 4: R – is for respecting the feelings of other Cub Scouts.
Cub # 5: T – is for trying your best and (next letter) is for being satisfied with yourself.
Cub # 6: M – is for mastering self-control.
Cub # 7: A – is for anger, which has no place in our meetings.
Cub # 8: N – is for noticing that only one can win.
Cub # 9: S – is for success in doing your best.
Cub # 10: H – is for hushing boastful words.
Cub # 11: I – is for inspiring us to congratulate the winner.
Cub # 12: P – is for Please stand as we say the Scout Oath.
CM: Let us remember that word 'Sportsmanship' during our derby tonight.

Who's Football?

San Gabriel Valley, Long Beach & Verdugo Hills Councils

Equipment: Something that looks like a T.V. & 2 chairs.

Preparation: Set up the two chairs side by side facing the T.V., Two scouts playing a Father and Son, sit in the chairs.

- CUB #1:** (The Father) leaps out of his chair saying, "I can't believe he missed that simple pass! Why do they let that lazy guy play anyway?"
CUB #2: (The Son) looks at father, "Dad, maybe it's his football!"

Broken Finger

San Gabriel Valley, Long Beach & Verdugo Hills Councils

Personnel: Two Scouts

Preparation: Practice speaking loudly and clearly

- CUB #1:** *Cub #1 approaches Cub #2* "Do you know about first aid? When I press my forehead with my finger, it really hurts. When I do the same to my jaw, it's also painful. When I press on my stomach, I suffer. What can it be?"
CUB #2: *Cub #2 listens to Cub #1's heart, taps on his chest, looks in his ears and declares,* "I don't know. You better go to the camp doctor. It looks serious."
CUB #1: "O.K." *Cub #1 leaves for a few minutes and comes back.*
CUB #2: "What did the camp doctor say?"
CUB #1: "The doctor said I have a broken finger."

CUB OLYMPICS

Utah National Parks Council

Characters: TV reporter, 4 Cub athletes getting ready for the Cub Olympics.

Props:

- ✓ Frisbee for discus,
- ✓ Pole for javelin, and cloth (rag)
- ✓ Bag of cookies,
- ✓ Toothbrush and basin of water on stand,
- ✓ Fake mike for reporter (can be dressed in suit jacket and have ID for his station on his lapel in large letters)

TV rep: We're here today to interview the athletes at Pack _____ as they prepare for the challenge of this year's Cub Olympics. As you can imagine, it takes months of training and hard work to get these athletes ready to compete. Let's see how they are preparing themselves for the big competition. (*turns to Cub #1 with microphone*) Tell me, how are you getting ready for your event in the Olympics?

- Cub #1:** I'm practicing my throw for the discus event. *Demonstrates how to throw discus (Frisbee)*
TV rep: Great form! (*turns to Cub #2*) Can you tell us how you are preparing to compete?
Cub #2: I'm polishing my javelin for the javelin throw *Polishes pole with a rag*
TV rep: Good luck! (*turns to Cub #3*) What are you doing today?
Cub #3: I'm practicing for the standing broad jump. *Does a couple of practice jumps*

TV rep: Fine! (turns to Cub #4) And what are you doing to train for the Olympics?

Cub #4: I'm brushing my teeth! *Uses basin of water and toothbrush --pretends to brush teeth*

TV rep: Brushing your teeth! What Olympic event could you possibly be training for?

Cub #4: I'm training for the International Olympic Cookie - Eating event! *Pulls out bag of cookies and stuffs some in his mouth.*

“One Step At A Time”

Grand Teton Council

CHARACTERS: Leader (Den Leader, Den Chief, Denner), 4 Cub Scouts

SETTING: All Scouts are on stage as skit starts.

CUB 1: When I grow up I'm going to be the world's greatest broad jumper and jump like this (Jumps about 1 foot and falls down)

LDR: Well, You'll have to remember to take it one step at a time, one step at a time.

CUB 2: Well, I'm going to be a high Jumper and win a gold medal like this...(jumps and falls flat)

LDR: Well, just remember that you'll have to take it one step at a time, one step at a time.

CUB 3: Well, I'm going to be a world famous baseball player and hit homeruns like this (swings and falls)

LDR: Fine, fine, but remember to take it one step at a time, one step at a time.

CUB 4: I'm going to be the world's best slam dunker (dribbles imaginary ball across stage and slam dunks it, falls)

LDR: Sure, sure, but remember to take it one step at a time, one step at a time.

CUB 1: Say, what are you going to be when you grow up?

LDR: Why, I'm going to be the greatest marathon runner that ever lived? (Turns and starts to walk away, but trips over shoe lace)

ALL: ONE STEP AT A TIME...

ONE STEP AT A TIME

Muscle Building Champs

Grand Teton Council

Characters: 6 boys in uniform, holding props as described below.

Setting: All boys come on stage and speak their lines.

ALL: We excel in building muscles
We're champs at that, you see;
Just listen to our stories
And I'm sure you will agree.

(Each boy steps forward as it becomes his turn.)

Cub #1: I hold the title of strongest in my den,
Do you suppose it's because of my friend?

(Holds up toy skunk, other boys hold their noses.)

Cub #2: I'm the den's muscle man this year,
Most of my muscle is between my ears.
(Pulls out small hat from behind his back and tries desperately to fit it on his head.)

Cub #3: I hold the title of the fastest of all,
I'm first in line for the chow basket call.
(Pulls out bag of cookies and begins eating.)

Cub #4: I'm the champion of the high jump,
One time I missed and got a big lump.
(Rubs head, with painful expression on face.)

Cub #5: To keep in shape, I exercise each day,
I wonder why my muscles are this way.
(Removes sweat shirt to show colorful padding on arms and legs.)

Cub #6: I'm champ at making things vanish, you see
Watch us all vanish, as I count to three.
(He counts slowly 1 — 2 — as curtain closes.)

THE RACE OF A LIFETIME

Tatanka District, Sam Houston Area Council

Characters:

Announcer;
Cub Scout;
Igor the Great;
Freddy Fast;
Steven Speed;
Marty Marathon;

All super—fast runners in jogging suits or shorts, but NOT in Scout uniforms. Ideally all would have race #s

Setting: The race will have a starting line and finish line at opposite sides of the stage. All racers are on stage warming up as announcer starts.

ANNOUNCER: We are gathered here today to witness the greatest race ever held. With us today are the running greats of the world. Men who have set records for speed and endurance and who have astounded the world with their athletic abilities. As we prepare for this race to begin, I'll introduce the contestants.

(Each runner steps forward continuing to warm up during intro, then returns to the start line.)

Wearing the number 1, we have IGOR THE GREAT. Igor has run the mile in 1.05 minutes. He is said to be one of the fastest men in the world.
(Pause for runner's warm ups)

Wearing the number 2 is FREDDY FAST. Freddy has just won the four—mile race at Pensacola, Florida. He ran four miles in 5 minutes!
(Pause for runner's warm ups)

Wearing the number 3 is STEVEN SPEED. Steven runs 20 miles in 22 minutes! A fantastic runner...he is a favorite to win this event today. *(Pause for runner's warm ups)*

Wearing number 4 is MARTY MARATHON. Marty is a world champion runner and has been clocked running 45 miles per hour for ten minutes straight! *(Pause for runner's warm ups)*

Wearing the number 5 is CUBBY SCOUT.... Cubby Scout --there has to be a mistake here.. It says he runs a mile in under 15 minutes? Are you kidding me? What's this kid doing in our race...he doesn't have a chance! Oh well...we're about to begin the race. *(Pause for runner's warm ups)*

This race is 100 yards (give or take and the winner will be the champion of the world and other places.

Racers to your starting positions.

On your mark ,.. get set...go!

(Racers start and all run fast but back and forth away from and toward the audience while the scout runs straight to the finish line.)

I don't believe it, I don't believe it!

The Scout won the race!!!

Let's talk to him and see what happened.

Approaches the Scout at the finish line). Tell me Cubby, how did you win this race against all of these faster racers? What was your secret?

SCOUT: There's no secret really, it's just something that I learned in Scouting...It's not how fast you run the race of life, but how straight your path.

ANNOUNCER: Well, there you have it, folks, straight from the winner's mouth...A straight path is what makes the winner's difference and apparently Scouting teaches that straight path.



CLOSING CEREMONIES

See, also, the Sportsmanship Skit for a possible Closing Ceremony. CD

Sportsmanship

Baltimore Area Council

Nine Cubs with signs having an appropriate picture on the front and their part on the back in large type.

- Cub #1:** I will be a good sport in all I do
- Cub #2:** I will follow the rules
- Cub #3:** I will trust my teammates
- Cub #4:** I will keep my temper
- Cub #5:** I will keep myself physically fit
- Cub #6:** I will keep my head up in defeat
- Cub #7:** I will keep my pride under control in victory
- Cub #8:** I will play hard and have fun
- Cub #9:** I will always do my best
- ALL:** We will be good sports in all that we do.

Worn Out Closing

Baltimore Area Council

Set Up - Have 5 or more boys on stage wearing cardboard feet which have scratches, cuts, band-aids, etc. on them.

- Cub # 1:** Our Let the Games begin meeting has come to an end.
- Cub # 2:** We now have a message to leave with you, dear friend.
- Cub # 3:** Our many achievements in life make feet tired and weary.
- Cub # 4:** But if there was nothing to do, our life would be dreary.
- Cub # 5:** So forget the knocks and scratches, blisters and aches.
- Cub # 6:** Do your best at all times, That's what success takes

As the poem finishes, boys lay down on stage with the cardboard feet facing the audience...each foot has a letter on it spelling out G-O-O-D- -N-I-G-H-T)

If you have more than 5 Cubs, put in Exclamation Points, pictures, or leave blanks

MAY I CLOSING

Utah National Parks Council

- Cub # 1:** May I grow in character and ability as I grow in size.
- Cub # 2:** May I be honest with myself and others in what I do and say.
- Cub # 3:** May I learn and practice my religion.
- Cub # 4:** May I always respect my parents, my elders and my leaders.
- Cub # 5:** May I develop high moral principles and have the courage to live by them.

- Cub # 6:** May I strive for a healthy body, mind, and spirit.
- Cub # 7:** May I always respect the rights of others.
- Cub # 8:** May I set a good example so that others will enjoy and benefit from being around me.
- Cub # 9:** May I work hard and do my best in everything I try to do.
- CM:** Cub Scouting will help the boys learn these things, prepare them for Boy Scouting, and show them that they are always winners if they do their best.

MUSCLE BUILDERS

Grand Teton Council

ARRANGEMENT: This ceremony gives the audience good closing thoughts. 7 boys line up across the stage holding barbells that have letters printed on each end spelling out MUSCLE BUILDERS.

- Cub # 1:** Muscles some think are really a must.
Unless you want to be a bust.
- Cub # 2:** Flex your muscles, raise those weights high.
Cause it will make a healthy guy.
- Cub # 3:** Lift all of the load you possibly can,
Else you could be called a shirking man.
- Cub # 4:** Buckle down and lift your share of the load,
Unless you want to be a shirker on life's road.
- Cub # 5:** If you always do your part,
Lifters you will be from the start.
- Cub # 6:** Do your best to lift your share,
Everyone showing that they care.
- Cub # 7:** Reaching always a little out of reach,
Since that's the best philosophy to teach.

It Matters Not

Grand Teton Council

STAGING: Four Cub Scouts

- Cub #1:** Some people think if you have muscles,
You must win in every game,
But if they'd only stop to think,
Many a loss can also be a gain.
- Cub #2:** If we're always good sports when we lose,
And learn what to do better next time,
Then we really come out a winner,
For experience is a teacher sublime.
- Cub #3:** It matters not that the top score we've won,
If only we all do our best,
For that's the mark of a champion,
What ere may be the test.
- Cub #4:** If you can't do GREAT things, my friend,
It matters not at all,
If only you try to do in a GREAT way,
Things that may seem so small!

Strong For America

Tatanka District, Sam Houston Area Council

Each of seven boys hold up a sign showing a different type of fitness and reading his part.

- Den Ldr:** When we talk about a Cub Scout being strong for America, we usually think of physical fitness and the different ways one can be fit. In Scouting, we like to talk about five different kinds of fitness.
- Cub #1:** **Physical Fitness:** Physical means that a Cub Scout develops and keeps his body healthy for a well-rounded life.
- Cub #2:** **Mental Fitness:** Mental fitness is the development of our minds, skills, and attitudes.
- Cub #3:** **Emotional Fitness:** Emotional fitness is the ability to control feelings of fear and anger, to win and lose gracefully, and to get along with others.
- Cub #4:** **Social Fitness:** Social fitness means being able to work, play and live happily with others.
- Cub #5:** **Spiritual Fitness:** Spiritual fitness is knowing and following your obligation to God.
- Cub #6:** These five forms of fitness are what we mean when we say "Scouting rounds a guy out" and makes us all better Americans.
- Cub #7:** Please rise, give the Cub Scout Sign and repeat the Scout Oath with me.

Do More

Capitol Area Council

(Leader lights candle)

- Cub #1:** This candle represents the spirit of Cub Scouting the world over. It burns to represent the friendship and fun we can have.
- Cub #2:** But there is more that we can do to further the world brotherhood of Scouting. Listen to this list and try to do more.
- Cub #3:** Do more than belong. Participate. Do more than care. Help.
- Cub #4:** Do more than believe. Practice. Do more than be fair. Be kind.
- Cub #5:** Do more than forgive. Forget. Do more than dream. Work.
- Cub #6:** Do more than teach. Inspire. Do more than live. Grow.
- Cub #7:** Do more than be friendly. Be a friend. Do more than give. Serve.

CUBMASTER'S MINUTES

Pump It Up

You need a partially deflated basketball, volleyball, or soccer ball and a hand pump with needle.

The Cubmaster calls forward a Cub Scout and asks him to demonstrate dribbling. Naturally the ball won't bounce well. Then the Cubmaster calls forward another Cub Scout and asks the two boys to inflate the ball with the pump.

Cubmaster : That's much better! Now we can play a game after these Cub Scouts have finished their work, There's a lesson for us here. Your bodies are like that ball. If you are not physically fit and pumped up with energy, you are not ready for anything -- not for play, for school, or for work. Like the ball I had that didn't have enough air, you don't have enough strength and energy to do anything.

Let's remember to keep our mind and body pumped up so that we're ready for whatever life brings our way.

End by having your song leader lead "I've Got That Cub Scout Spirit" from Cub Scout Songbook.

Scoutmaster Minute—A Scout is Trustworthy Paul Bunyan and Babe the Blue Ox



The Scout Law says: *A Scout is trustworthy. A Scout tells the truth. He is honest, and he keeps his promises. People can depend on him.*

We all know the story of Pinocchio, the little boy whose nose grew every time he told a lie. It's a good thing our noses don't grow whenever we fib, or it would be a lot more difficult to move around in a crowded room.

It's not our nose that grows when we don't tell the truth. It's our honor that shrinks when we are not honest, when we don't keep our promises.

It's not always easy to keep your word. It takes a big man to get up early to help out your fellow Scouts on a service project, or go out in the cold to compete in the Klondike Derby.

But eventually people will figure out if you are somebody they can rely on. Who would you rather trust? A guy who's honor is the size of Paul Bunyan, or Pinocchio?

A Scout is Trustworthy

<http://www.macscouter.com/scoutmaster>

This is one example of the fine Scoutmaster Minutes that MacScouter has available on his site. Please go check it out for Scoutmaster Minutes and other program elements. CD

An architect who had just finished college was trying to get his business established and was having a hard time doing it. He still owed money for some of his college expenses and saw his debts piling up. Each day he became more and more worried, until he was looking around desperately for a solution.

Then a wealthy man, who had been a good friend of his father, came to him one day. "I want you to build me a house," he said. "Build it of the finest materials. Spare no expense. Build it as if it were for yourself and you had all the money in the world. Here is an advance on your fee. I will be gone for some months, so take full charge. "

It was like a dream to the young architect. The advance enabled him to wipe out all his debts, and he knew that he could be married soon. For when the house was finished, he could expect other good commissions. Then his reputation would be established solidly. So he set to work with great joy.

As the building progressed, the architect was struck with an idea. The owner would not be back for months. No one was keeping check on the building. He could build the house just as he pleased. So he began to use second-rate materials where they wouldn't show. As he went on this way, he figured he would make an extra ten thousand dollars for himself, because, of course, he would charge the owner for the best materials throughout.

Well, the house finally was finished and the owner came back. The man was pleased. "It's beautiful," he said. "But, unfortunately I will never live in it. While I was traveling, I made some investments in Europe that will keep me there perhaps permanently. And I want you to have this house as a wedding present from me. It's so beautiful! It's a true picture of your own character, true and loyal all the way through!

Imagine how the young architect felt! Yes, the house was a picture of his own character, and would be there to remind him of his cheating for as long as he lived.

Sports Minute*Capitol Area Council*

Just as all sports played in the great outdoors are a challenge to each individual competitor, so also the Cub Scout trail is a challenge to each individual Scout. Professional athletes and Olympic competitors don't just become great overnight. It takes years of practice and dedication to achieve success. This is also true in Cub Scouting. A boy, who joins the pack, does not immediately earn the Wolf, or Bear, or Webelos badge. He joins the pack to grow and be challenged. He must earn the ranks as he grows. The challenges become more difficult as each boy grows older; but through dedication and hard work he *will* reach the top, just like the Olympic champions. Let us vow tonight as we leave this place to always do our best - in sports, in work, in school, in life! Good Night!

WE'RE ALL WINNERS*Utah National Parks Council*

Some people have decided that they must win whatever game their playing, no matter what it takes. Sports coaches and even parents sometimes put a lot of pressure on their kids to win. But there is something much more important than winning. That something is "Doing Your Best."

SPORTS CLOSING THOUGHT*Sam Houston Area Council*

The world has many people in it who think it is a national calamity if they lose a contest. They lose their temper and act like bad sports. A good sport will do his best and, if he loses, look to the next game to do better and try to win.

A Cub Scout can learn to be a better boy if he remembers not to be a bad sport. You cannot always have your way, but, if you can learn to let some things run off you like water off a duck's back, you will be a lot happier.

Work while you work, play while you play; one thing at a time that is the way. All that you do, do with all your might; things done halfway are not done right.

Honesty*National Area Capital Council*

Lord Baden-Powell, the founder of Scouting, said: "Honesty is a form of honor. An honorable man can be trusted with any amount of money or other valuable with the certainty he will not steal it."

When you feel inclined to cheat in order to win a game, just say to yourself, "It's just a game. It won't kill me if I don't win." If you keep this thought with you, you will not need to cheat because you will have something better than a win; you will have honor.

Summertime Thought*Utah National Parks Council*

As we get ready for summer, let's all decide that we're going to make this a year when we do our best, whether it's in the classroom, on the playing field, at home with our families, or at our place of worship. Never forget that if you do your personal best, then you are a winner, no matter what the final score happens to be.

Getting into Shape Thought*Grand Teton Council*

A good program for getting into shape is a continuous program that lasts a lifetime. A program that covers all aspects of the body and mind. A program that challenges our capabilities but doesn't overwhelm. Cub Scouting is like that...a program that challenges the body and mind. It is part of a continuous program into Boy Scouts, Exploring and Adult Scouting. One of the most important things in this program is to challenge the cubs, but do so in a way they can learn and still have fun. We must be aware that each boy is an individual with different strengths and weaknesses. Each must be treated according to his needs. As each boy follows the Scouting program, going up each level, he will receive awards. These awards by themselves are worthless, but the accomplishments, experiences and gained knowledge that was needed to obtain them are priceless.

The Price Of Success*Baltimore Area Council*

Vince Lombardi was a very successful football coach – especially known for coaching the Green Bay Packers during the 1960's. He said, "The price of success is hard work, dedication to the job at hand, and the determination that, whether we win or lose, we have applied the best of ourselves to the task at hand." Let us all strive to be a success at home, at school, at play and as Cub Scouts.

Keeping Fit*Great Salt Lake Council*

Cub Scouts, I hold in my hand a pocketknife. This is a valuable tool because it can be used for many useful things. It is a dependable tool as long as the blade is kept sharp and free from rust and the working parts are in good condition. But, if it is neglected and becomes dull and rusty, it can be a dangerous tool.

The same principle can be applied to ourselves. We have a body, which when kept in good condition, will serve us well. If we get plenty of exercise, eat the proper foods, and have good health habits, we will be able to enjoy, to the fullest, the things we do. But if we fail to take care of ourselves, we can become rusty and dull like the neglected knife.

Do your best to keep fit!

Real Sportsmanship

Jim Jones, Great Salt Lake Council

Larry Shields, the Penn State miler, is being hailed as a hero in spite of the fact that he lost the distance medley relay race at the championship games in Philadelphia. Shields and Connolly, of Georgetown, were running on even terms as anchor when they bumped into each other and Connolly fell to the cinders. Shields, instead of putting on a burst of speed, slowed up to a walk and waited until Connolly picked himself up and again was on even terms with him. Then he started the sprint that won the race by less than a yard. But he was disqualified because the track judges said he was responsible for Connolly's fall. *Adapted from Boys' Life*

Sportsmanship and the Scouting Uniform

Jim Jones, Great Salt Lake Council

Sportsmanship is more than just understanding the rules of a game, it is obeying the rules and etiquette of the game and of the sport. It is respecting the feelings and abilities of team members and opponents.

Addressing Sportsmanship in the Summer 2009 issue of *Officials' Quarterly*, published by the National Federation of State High School Associations, Bill Riccia wrote the following:

Players, coaches and spectators as well as officials are reminded the playing field is an extension of the classroom. On it, lessons of self-control, discipline, respect for others and responsibility are learned. With this in mind, everyone must be aware that any action that detracts from those lessons is detrimental to the values the game is trying to instill.

As a boy many of us were told, never do anything we would not do with our mothers watching. This counsel kept many young men on the straight path to manhood.

The Scout Uniform is recognizable as a symbol of the Boy Scouts of America. Whenever a Scout or a Scout Leader does anything, wearing the Scout Uniform, it reflects back on the whole Scouting Program. When participating or watching a sporting event while wearing the Uniform or representing the Boy Scouts of America, that activity is an extension of the Scouting Program. Any action that distracts or reflects poorly on the Boy Scouts of America is damaging to the image and reputation of that great program. Always act in a way that reflects properly on the honor and reputation of the Boy Scouts of America.

Teamwork

Sam Houston Area Council

Materials – 4-5 pieces of rope (small in length)

These ropes are like our Scouts, rather strong, but also flexible. You can do many things with them, and they are helpful on projects. What happens, though, when we tie the ropes together? It becomes a much longer piece that can help with even larger projects or jobs. So it is with your den. When you work together, or play together, or complete a project together as a den, you can achieve even greater success, and even more accomplishments. You can all support each other. I encourage you to be the strong piece of rope in your den so that when you work together, you are doing your very best.

What Is a Good Sport?

York Adams Area Council

We hear a lot of talk about being a good sport, but just what does it mean? A good sport learns the rules so he will not violate them. He competes with all his heart striving to outclass his competitors. If he wins, he doesn't act smug but instead compliments the losers for the fine showing they made. If he loses, he should accept the fact and find out why. Maybe he can win the next time. A sportsman accepts defeat, congratulates the winners, studies how to improve, and determines to do better the next time.

Honesty

National Area Capital Council

Lord Baden-Powell, the founder of Scouting, said: "Honesty is a form of honor. An honorable man can be trusted with any amount of money or other valuable with the certainty he will not steal it."

When you feel inclined to cheat in order to win a game, just say to yourself, "It's just a game. It won't kill me if I don't win." If you keep this thought with you, you will not need to cheat because you will have something better than a win; you will have honor.

Sportsmanship is Critical

Crossroads of America

Sportsmanship is so very critical for our youth today. Setting the example at any sporting event is so important. Few people realize only 1/2 of 1 % of the children in sports ever even make a high school varsity team. The value of a healthy mind and body is the outcome we should all remember. Good attitudes in weather winning or losing is the extravaganza we all should revel in. Good night Scouts.

Winning Isn't Everything

Tatanka District, Sam Houston Area Council

Some years ago a hard-nosed coach said, "Winning isn't everything, but it sure beats whatever's second." There's some truth in that. Everyone likes to win. Very few people enjoy losing. The trouble is that in every type of competition, there must be losers as well as winners. It's also true in life. You and every other human being find that sometimes you have to be a loser. Perhaps your sports team loses a game on an unlucky break. Or maybe you work hard in school but get low grades. Some people might say you're a loser. Maybe so. But you don't have to stay a loser. The real difference between winners and losers is that a loss makes some people more determined to do better next time. In the long run they are the winners because they learn to profit by their defeats and mistakes. No, winning isn't everything. We can learn from losses, too.

Dartmouth Vs. Cornell Closing

Tatanka District, Sam Houston Area Council

Probably some of you will earn a Sports Belt loop this month. If so, the first thing you'll have to do, is to understand what sportsmanship is, because it's the first requirement. I'd like to read you a little story from the sports merit badge pamphlet, which sums up sportsmanship very well. Here's the story. In 1940, an underdog Dartmouth football team played powerful Cornell, which needed only one more victory for a perfect season and a number one ranking in the country. Trailing 3-0 Cornell scored a controversial touchdown that the Dartmouth players insisted was made on an extra 'fifth down.' However, the referee counted the touchdown, and Cornell won 7-3. But after the game, Cornell officials watched the game on film and saw that, indeed their team had been allowed an extra play. They immediately sent a telegram to Dartmouth stating that they could not accept the victory. It went into the record book as 3-0 victory for Dartmouth.

That little story tells us what sportsmanship really is. It is the desire to play hard and to win - but to win fairly - and if you lose, to accept defeat with good grace. Let's remember that throughout our lives. Also remember, that to be a good sport you have to lose to prove it.

GAMES

25 RELAY GAMES

Tatanka District, Sam Houston Area Council

Use these to fill up a den meeting.

1. **Over the Top** - Play with a medicine ball or basketball. Boy in line in straddle position. Ball passed overhead from boy to boy. Last boy receiving ball vaults over the line as they stand in stooped position. Others continue until first boy finishes.
2. **Through the Tunnel** - Boys in same position. Ball is passed between legs and last boy crawls through, pushing ball ahead with head and hands. Others continue.
3. **In and Out** - Ball is passed between legs and overhead. Last boy runs in and out through the line and others continue.
4. **Over and Under** - Same formation except the balls are alternatively passed overhead and between the legs. Last boy vaults over one and crawls between legs of next boy. Others continue.
5. **Kangaroo** - Ball is passed through line between legs. Last boy tucks ball between knees, jumping on side of line to front, and others continue.
6. **Goat** - Same as above, except that last boy butts ball along side of line with head, not being allowed to use hands.
7. **Leap Frog Race** - Players stand in stoop-stand position as first boy straddle vaults over backs, when he gets down to the end of the line and second boy begins to leap frog jump over line, so continuing until all boys have had their turn jumping over backs of others.
8. **Skin the Snake** - All boys in line stoop over, grasping the left hand of player with his right between legs. Last boy lies down. Line continues backing until all are lying. Return to starting position, all standing. (This should be executed as quickly as possible.)
9. **Checker Relay** - You will need: 6 wooden checkers playing pieces per den. Scouts race up and down the hall in relay fashion, with a pile of 6 checkers is balanced on the back of one hand. They are not allowed to steady the pile with the other hand. The only time they can touch the checkers with the other hand, is either when they have dropped them and are picking them up, or when they are transferring the checkers to another scout in their team.

10. **Chinese Ladders** - This game only belongs here insofar as the boys are likely already arranged in the right format to play it. They should sit down the length of the hall facing their partners, with their feet touching those of their partners
11. **Clothespin Relay** - Divide into teams. Each team member must run from the starting line to a team bottle placed a distance away, attempt to drop a wooden clothes pin into the bottle (Each boy has only one attempt to get the clothes pin in the bottle) and run back to tag the next team member, who then repeats the action. The rules are to hold the clothespin with a straight arm at shoulder height or with a bent arm at waist height (as long as all do it the same way). When all the teams are done the team with the most clothespins in their bottle wins the game.
12. **Cotton Ball Race** - Each person has to pick up all the cotton balls with a spatula, keeping it balanced while running to a specified goal and back. If the cotton ball is dropped, the player must start over. When he returns with the cotton ball he places it in a carton.
13. **Crawling Race** - Each scout crawls to a turning line 30 feet away, and returns similarly. Crawling must be on hands and knees; a contestant may not rise to the toe to propel himself.
14. **Driving the Pigs to Market** - The first person in line receives a wand (stick, yardstick, or broom handle) and a pig (soda bottle or egg). On signal the player drives the pig to market and back pushing the pig with his wand.
15. **Eskimo Race** - Each contestant advances, holding the feet together and knees stiff, by quick toe springs. The turning line is about 30 feet distant.
16. **Fifty Yard Swim** - Each boy hops on one foot carrying a paper cup of water. First one over the finish line wins. (Could also be done as a relay.)
17. **2 Ball Hockey Game** - You will need: 2 hockey sticks, 2 balls, or sponge pucks, 4 chairs, 6 skittles or liquid dishwashing soap squeeze bottles. Two equal sized numbered teams on each side of the hall. Two chairs each end for a goal, with a hockey stick and puck in each goal mouth. A line of skittles between each goal mouth. When a number is called, the two scouts with that number race to their goal mouth, pick up the stick and then dribble the puck between the skittles slalom fashion until they reach the end of the line where they can shoot at the opposing teams goal.
18. **Animal Relay** - the players progressing to the goal and back in the manner, as some animal's walk must vary Relays. Some variations may be: 1) Donkey's walk: traveling on all fours to the goal and imitating the donkey's bray, 2) Duck walk: walking on two feet in squat position squawking without stopping, 3) lame dog: walking on two hands and one foot and barking.
19. **Baby Bottle Race** - Each player runs to a chair, picks up a baby bottle with a slightly enlarged nibble, drinks a small amount (1 oz) of liquid, return and tag next teammate to go.
20. **Barefoot Marble** - Divide the scouts into teams (patrol/den). First boy runs to a line 15 ft. away. He grasps and carries one marble with the toes of each foot, returns to tag the next scout.
21. **Bat Round Relay** - Each player runs to the other end of the field of play, puts their head to the bat (held vertically by the leader), runs around the bat ten times in that position, and then must return to his team without failing down.
22. **Balloon Balance** - Equipment: Per team: 1 big balloon; 1 small balloon. Divide the group into teams of six to eight players. Each team is given one large and one small balloon. The first player of each group, on the word 'Go', balances the smaller balloon on top of the larger one and races to the other end of the playing area. If the top balloon falls off, the player must return to the starting line and begin again. When the 'run' (or walk) is complete, the player takes both balloons in his hands and runs back to the starting line, where the second player is waiting to race. The first team finished, and sitting down, wins.
23. **Blow Cup Relay** - A string is held taut with the string running through a paper cup that is located initially at the one end. Each player must plow the cup to the other end then pushes the cup in line on his team.
24. **Bottle Fill Relay** - Fill a large pop or milk bottle that is held on a player's forehead with a nonbendable cup filled with water.
25. **Candle Race** - First person lights a candle, carries it to a specified point, returns to the next person in line, hands him the candle, all without letting the flame go out. If the flame does go out, he must return to the starting line, relight the flame and start over again.

Indoor or Outdoor Track Meet*York Adams Area Council*

A good idea would be to run this track meet on a Den basis, with each Den sending forward its representative before the name of the contest is announced. Use any or all of these

- ★ **Bean Toss:** Give each contestant 10 navy beans and have him try to throw them, one at a time, into a quart jar from a chalk line on the floor.
- ★ **Foot Race:** Have each Cub stand with his feet touching each other, heel to toe. The den with the greatest aggregate length wins.
- ★ **30-inch Dash:** Tack a 30 inch piece of string with a marshmallow at the end on the wall. The first Cub who chews the string and reaches the marshmallow wins.
- ★ **Polo Pan:** Number six 1" cubes on each side: 0-1-2-3-4-5; and use a six hole muffin pan. Let each person throw the cubes into the muffin pan from a distance of 6'. Add the top numbers of the cubes that land in the pan to determine a winner.
- ★ **Bounce Ball:** Use five different-sized rubber balls and a cardboard box. Have the players, in turn, bounce the balls in the box from 10'. Score 2 points for each ball that goes in.
- ★ **Plumb Ball:** Suspend a golf ball on a cord from the ceiling, using screw eyes. From broom handles, make a set of tenpins, 4" long. Have the players swing the ball and knock down the pins. Score 2 points for each pin knocked over and 10 extra points for a strike. Be sure to catch the rebounding ball.
- ★ **Hoop Stop:** Lay an 18" hoop made from No. 9 wire on the floor. Use three balls (marble, golf, tennis). Score 5 points for each ball placed inside the hoop in any manner from a distance of 6'.
- ★ **Running High Whistle:** The boy who can hold a whistle the longest with one breath wins the event.
- ★ **Lightweight Race:** Have the runners carry a lighted candle in one hand and a pail of water in the other. If water is slopped over or if the candle goes out, the contestant is out. The first to cross the finish line wins the race.
- ★ **20 Yard Dash:** Line up the dens for a relay race. Have the contestants carry an egg in a teaspoon held with the arm extended. The first in each line runs 20 yards and back to the next one in line.
- ★ **100 Yard Dash:** Tie a lump of sugar or a marshmallow on the end of 100" string. The contestants gather the sting and marshmallows into their mouths without using their hands. The first one to eat the marshmallow wins the race.
- ★ **Obstacle Race:** Place nickels in pans of white flour, or of whipping cream, to see who, with his hands behind him, can be the first to dig them out with his teeth.
- ★ **Sharpshooters:** Hold a contest to see who can throw the most pebbles into the mouth of a jug.
- ★ **Endurance Race:** See who can eat four soda crackers and be the first to whistle a tune.
- ★ **Moving Target:** Have the contestants throw beanbags, sticks, stones, anything for that matter, through a rolling hoop. Score 1 point for each hit.
- ★ **Hobble Race:** Conduct a 100' race with contestants who are bound loosely about the ankles.
- ★ **Long Glum:** The player who can keep from smiling longest, while all the others jeer and laugh, wins.
- ★ **Slipper Throw:** Have the contestants lie flat on their backs and throw slippers over their heads with both feet.
- ★ **Second Obstacle Race:** Make a large number of chalk marks on the floor at the end of the race course. Give each runner a damp rag with which to rub out the chalk marks. The first to clean his section on the floor and run back to the starting line, wins.
- ★ **Swimming Relay:** For this relay race, have each hop on one foot, carrying a glass of water.
- ★ **20 Foot Dash:** Have the relay runners roll lemons or hard-boiled eggs with a stick down the course and back and touch off the next player in line.
- ★ **Bawl Game:** See who can make the most noise for a given period of time.
- ★ **Wide Stretch:** Line up the Sixes with arms extended so that the players are touching, fingers to fingers. See which Six has the longest line.
- ★ **Beans Relay:** Have the relay runners carry beans, one at a time, between match sticks, toothpicks or on a knife.
- ★ **Standing Broad Grin:** The width of the grins measured by judges. The widest one wins the event.
- ★ **Discus Throwers:** Each contestant throws a paper pie plate from a chalk line. The plate must be held flat in the hand and not sailed with the thumb and fingers.
- ★ **16 Pound Put:** Have each contestant put an inflated bag as though it were put from the shoulder.
- ★ **Sponge Shot-Put:** Use a small dry sponge for the shot. See who can put the shot the farthest.
- ★ **Hammer Throw:** Use blown-up paper bags attached to a yard of string. Give each Cub one turn to see who can throw the 'hammer' the farthest.
- ★ **Bottle Roll:** See who can roll a pop bottle from 6' and score a bull's-eye in a chalk ring on the floor. Draw several concentric circles to make targets of different value.

Multi-Sport Game*York Adams Area Council*

Make up a special ball game with all kinds of wacky rules combining the rules and equipment from several different sports. For example, you can have a game that uses a softball that has to be kicked or “pucked” (using hockey sticks) around the b-ball court. The boys can only pick it up when they’re shooting a basket that earns them touchdown points.

Semicircle Soccer (A Semicooperative Game)*Bay Area Council*

The idea for this game came from a game called Konta Wai in Papua, New Guinea. In Konta Wai, two semicircles of about five players each stand facing each other about 12 feet (3-1/2 meters) apart. The fruit of a local tree is thrown, lifted like a hockey puck, or batted back and forth between the semicircles with the use of sticks. The main object of the game is to try to prevent the fruit from passing through one's own semicircle of players. Semicircle Soccer takes off from here and adds a few new wrinkles.

To play:

- ✓ Two separate semicircles, of four or five players each, are formed by linking arms around the next person's waist.
- ✓ Semicircles begin by facing each other and kicking a sponge soccer ball back and forth.
- ✓ The objective of each team is to prevent the other team from kicking the ball through its semicircle.
- ✓ However, both semicircles are mobile. They can move at will and can kick the ball from anywhere on the play space.
- ✓ They can even attempt to get around behind the other semicircle in order to kick the ball through their unit in a rear attack.
- ✓ Additional Semicircles and balls can be added for more action.

Hop, Skip, and Jump down the Trail*Sam Houston Area Council*

- ◆ Divide the Scouts into two teams.
- ◆ Let each team practice hopping, skipping, and jumping until they are comfortable with these actions.
- ◆ The first Scout on each team takes a hop, a skip, and then a jump from the starting line.
- ◆ The next Scout also takes a hop, a skip, and then a jump, but he starts from the heel mark of the Scout who went before him.
- ◆ This continues until each member of the team has had a turn.
- ◆ The team who covers the farthest distance wins.

**'GETTING LOST
IN THE WOODS
IS NEVER A
WASTE OF TIME'**



PACK MEETING ACTIVITIES

LARGE SCALE PACK ACTIVITIES



Oregon Trail Council

Want to organize a **Sports Event Between Packs??**

How about a **Family Sports Day** -

Check out the How To Book for

Cub Scout Field day, page 6-15

Make sure to involve the whole family in the activities.

Work in ideas from **Summer Celebration**, page 6-18

and **Pack Family Picnic**, page 6-22

Maybe your pack can hold “Pack Family Picnic” that includes softball, volleyball, badminton, swimming, etc.

How about holding a **Disabilities Awareness Event?**

Check out the How To Book for

“FEETS” OF SKILL SCORE BOARD

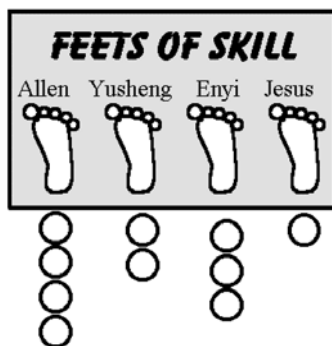
Tatanka District, Sam Houston Area Council

Materials:

- Posterboard,
- Pink construction paper (for feet),
- Glue, Paper punch, Paper clips,
- Crayons or colored pens

In order to give the boys an incentive to work hard on these skills or any muscle building skills which they may accomplish this month, following are some patterns and ideas for personal score boards which can be made from many different materials.

This also provides the boys with a craft item for the month which they can proudly display at the pack meeting and then hang in their room.



1. Cut an 8 1/2” x 11” piece of poster board for backboard.
2. Cut feet from pink construction paper and
3. Glue to poster board.
4. Letter poster board as shown using Cub’s own name.
5. Punch holes in bottom of board.
6. Copy patterns of “medals” and let each boy color them. Then glue to poster board and cut them out.
7. Punch holes in top and bottom of each medal.
8. As boys complete each “feet” of skill let him hang his medal using the paper clips.



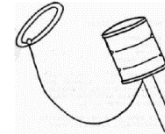
Front Roll



Falling Forward Roll

Catch Can

Tatanka District, Sam Houston Area Council



- ✎ Nail or screw a stick to the bottom of a can
- ✎ Where the can and stick join, tie a long string.
- ✎ Attach a washer small enough to fit inside the can to the loose end of the string
- ✎ Hold stick in hand and try to catch lid with can.

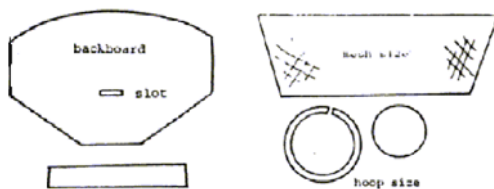
Basketball Backboard Tie Slide

Tatanka District, Sam Houston Area Council



Materials:

- Wood scraps 1/8” thick -- such as paneling or balsa,
- Paint,
- Wire,
- Mesh or nylon;
- Small Styrofoam or wooden ball;
- Glue:
- PVC ring (3/4 inch diameter, 1 inch long)

**Directions:**

- ✓ Cut backboard from wood using the pattern shown.
- ✓ Sand backboard as needed.
- ✓ Make a hoop by wrapping wire around a 1/2 " dowel.
- ✓ Bend a small strip of aluminum foil and insert through the slot in the backboard to fasten the hoop.
- ✓ Epoxy or glue strip the back.
- ✓ Cut nylon net to size of the pattern and sew or glue together.
- ✓ Paint the ball orange and draw lines with marking pen if desired.
- ✓ Paint the hoop orange and the backboard and net white. After this is dry, glue the ball and net to the hoop.
- ✓ Glue PVC ring on the back.

Soccer Ball Neckerchief Slide

Tatanka District, Sam Houston Area Council

Materials:

Ping pong ball,
Plaster,
PVC ring,
Black paint

Directions:

- ✓ Cut a ping pong ball in half.
- ✓ Fill the half of ball with plaster and
- ✓ Insert drapery ring for slide.
- ✓ Let dry.
- ✓ Decorate with black paint to resemble a soccer ball.

Note:

This idea can be used to make a basketball, baseball, etc.

BARBELL NECKERCHIEF SLIDE**Materials:**

Two 20mm wooden beads,
5/16" dowel (or size to fit inside the beads),
Hot glue,
Black, silver, and white paint,
Thin strip of vinyl for the slide itself.

Directions:

- ✓ Measure and cut the dowel rod about 2 1/4" long.
- ✓ Paint it silver.
- ✓ Paint beads black.
- ✓ Put a dab of glue in the bead and insert the dowel.
- ✓ Paint the ends to match the bead.

- ✓ Paint a weight number on each barbell with white paint.
- ✓ On the back of each barbell, hot glue one of the two ends of the narrow strip of vinyl. This will make the loop.

String Ball

National Area Capital Council

Materials

Balloons
Any color string
Scissors
Yardstick
Petroleum jelly
White glue
Paper plate
Waxed paper
Pin
Construction paper

Instructions

- ✓ Blow up as balloons as you want to make.
- ✓ For each balloon, cut 30 pieces of any color string between 12 and 15 inches long.
- ✓ Rub a thin layer of petroleum jelly on each balloon.
- ✓ Pour a little glue onto a paper plate.
- ✓ Dip a string into the glue, and paste it on a balloon.
- ✓ Continue dipping and pasting the strings in overlapping designs on a balloon.
- ✓ Place on waxed paper to dry. Let glue dry completely, at least overnight.
- ✓ Do the same for the other balloons.
- ✓ When the glue has dried, use a pin to pop the balloons. **COVER YOUR EARS!!**
- ✓ Carefully pull out the balloons through a space between the hardened strings. (Promptly discard balloon pieces — they are choking hazards for small children!)
- ✓ When you finish you are ready to play some string ball!

Tiny Straw Kite*National Area Capital Council***Materials:**

Dental floss
 6 straws
 Thread
 Tissue paper
 Glue
 Paint
 Fine paintbrushes
 String

Instructions

- ✓ Thread 1 long piece of dental floss through 3 straws.
- ✓ Tie the ends of the floss together, which will form the straws into a triangle.
- ✓ Cut 3 pieces of dental floss 2 inches longer than the straws.
- ✓ Thread a piece of floss through each of the last 3 straws, leaving an inch sticking out of each end.
- ✓ Tie together 1 end of the floss from all 3 straws. You will have a 3-armed star.
- ✓ Tie the floss hanging from the other end of each straw to a corner of the triangle. You will have a 4-sided shape called a tetrahedron.
- ✓ Cover 2 sides of the tetrahedron by gluing tissue paper to the straws.
- ✓ On the triangles with tissue paper, poke small holes in the paper 1/3 of the way from the top of the kite. Thread a piece of floss through each hole, and tie them around the straw.
- ✓ Tie a slightly longer piece of floss around the straw near the bottom 1/3 of the kite.
- ✓ Tie the floss together,
- ✓ Then tie a long string to this to fly the kite.
- ✓ Paint anything nice you like on your kite, and
- ✓ See how high it can fly!

African Design Boomerang*National Area Capital Council***Materials:**

Foam board or cardboard
 Colored markers
 Craft knife

Instructions

- Sketch a boomerang shape onto foam board or cardboard (Webelos may use plywood)
- Next cut out the shape.
- Using a combination of different geometric designs and colors, create your own traditional style boomerang pattern. Aboriginal art also reflected elements of nature. You will find designs of leaves, twigs, birds' footprints and pawprints. You may want to include some of these in your boomerang patterns also.

- Display your boomerang by hanging it from the ceiling or tall bookshelf. You can make an entire collection, each with a different design featuring lots of colors, or use only a few colors and the art of repetitive patterns to create interest

Favorite Team Slide*York Adams Area Council*

Note: In preparing to make this slide, you need to check with the boys to find out who their favorite teams are (regardless of the sport). Then you can scour the world for copies of the team logos. The internet is a reasonable source for some team emblems, but a lot of them are not available. For some, I would look in mail order catalogues, sports magazines, etc. I was able to find stickers of various sports teams at a discount store for a dollar. These work great.

Materials:

- 1 inch (or size of logo) disk
- ¾-inch PVC slide ring, 1" long
- Color copies of team logos

Equipment:

- Tacky glue
- Hot glue
- Scissors

Directions:

1. Cut out team logos to the size of the disks.
2. Mount logo on disk using tacky glue.
3. Mount the slide ring to back of disk using hot glue.

Ball Practice*York Adams Council*

Have some of the parents available to help toss, kick, bat, etc. balls around with the boys. This will keep them busy for hours!

Know The Rules of the Game*York Adams Area Council*

Use your resources. Do you have a Cub Scout with a parent who is a coach or official? How about a big brother who plays on the High School Varsity??

Have one of the boy's older siblings or a coach-parent provide some pre-meeting discussion on rules of different sports. This would be a good opportunity to also discuss what Good Sportsmanship is.

Local Soccer Star Demo*York Adams Area Council*

August is a great time to start the boys thinking about soccer, which starts up at the beginning of the school year. Why not contact one of the local high schools about getting one or two of the star players to attend the meeting and conduct a demonstration/workshop for the boys. They could practice some basic “moves” like dribbling, kicking, etc.

Summer Olympics*York Adams Area Council*

Hold a fun mini-Olympics. This can involve many of the usual Olympic sports with enjoyable twists added to them. Examples of sport events might include

- ★ Water Balloon Shot Put,
- ★ 100-foot Crab-Walk Dash,
- ★ Synchronous Swimming (without water),
- ★ Low Jump (under a pole without knocking it from its holder),
- ★ Balloon Javelin Throw,
- ★ 50-foot 3-Legged (Potato Sack)
- ★ Hurdles,
- ★ 25-Yard One-Footed Relay, etc.

Make sure to have Olympic Gold/Silver/Bronze “medals” for all of the participants and the winners.

Super Scoops*Sam Houston Area Council*

Materials – large plastic jugs, like bleach containers, balls, or bean bags, scissors, tape

Directions –

- ✎ Cut off the bottoms of the jugs,
- ✎ Then cut out the side portion below the handle, angling down toward the bottom.
- ✎ Place masking tape or painters tape around the cut edges for safety.
- ✎ You can then use the scoops for tossing and catching balls or bean bags.

This is a sports theme. Don't be too aggressive. Have them play their best and always keep in mind the Young Athlete's Bill of Rights -

Young Athlete's Bill of Rights*Cub Scout Program Helps 2008-2009, 2 JUL 09*

Review and consider each point of the Young Athletes' Bill of Rights (found in the Cub Scout Academics and Sport Program Guide):

11. The right to participate in sports.
12. The right to participate at his own level of ability and maturity.
13. The right to have qualified adult leadership.
14. The right to a safe and healthy environment.
15. The right to share in leadership and decision making.
16. The right to play as a child, not as an adult.
17. The right to proper preparation.
18. The right to an equal opportunity to strive for success.
19. The right to be treated with dignity.
20. The right to have fun in sports.

How do you integrate Cub Scout Sports into your pack meeting? Take bits and pieces and add them to your program. For an opening game, have the Cub Scouts do stretching activities. For a fun middle activity, play a game of baseball, kickball, soccer, or whatever sport. For a closing, discuss sportsmanship and one or more points of the Young Athletes' Bill of Rights.

Abbott & Costello: Who's On First?

Baltimore Area Council

Many are not aware that Abbott & Costello are the first non-baseball-playing celebrities ever to be inducted into the Hall of Fame! This would be very hard for the Cub Scouts to do, but a couple of adult leaders could have fun with it.

Abbott: Well Costello, I'm going to New York with you. The Yankee's manager gave me a job as coach for as long as your on the team.

Costello: Look Abbott, if your the coach, you must know all the players.

Abbott: I certainly do.

Costello: Well you know I've never met the guys. So you'll have to tell me their names, and then I'll know who's playing on the team.

Abbott: Oh, I'll tell you their names, but you know it seems to me they give these ball players now-a-days very peculiar names.

Costello: You mean funny names?

Abbott: Strange names, pet names...like Dizzy Dean...

Costello: His brother Daffy

Abbott: Daffy Dean...

Costello: And their French cousin.

Abbott: French?

Costello: Goofé

Abbott: Goofé Dean. Well, let's see, we have on the bags, Who's on first, What's on second, I Don't Know is on third...

Costello: That's what I want to find out.

Abbott: I say Who's on first, What's on second, I Don't Know's on third.

Costello: Are you the manager?

Abbott: Yes.

Costello: You gonna be the coach too?

Abbott: Yes.

Costello: And you don't know the fellows' names.

Abbott: Well I should.

Costello: Well then who's on first?

Abbott: Yes.

Costello: I mean the fellow's name.

Abbott: Who.

Costello: The guy on first.

Abbott: Who.

Costello: The first baseman.

Abbott: Who.

Costello: The guy playing...

Abbott: Who is on first!

Costello: I'm asking you who's on first.

Abbott: That's the man's name.

Costello: That's who's name?

Abbott: Yes.

Costello: Well go ahead and tell me.

Abbott: That's it.

Costello: That's who?

Abbott: Yes. (Pause)

Costello: Look, you gotta first baseman?

Abbott: Certainly.

Costello: Who's playing first?

Abbott: That's right.

Costello: When you pay off the first baseman every month, who gets the money?

Abbott: Every dollar of it.

Costello: All I'm trying to find out is the fellow's name on first base.

Abbott: Who.

Costello: The guy that gets...

Abbott: That's it.

Costello: Who gets the money...

Abbott: He does, every dollar of it. Sometimes his wife comes down and collects it.

Costello: Who's wife?

Abbott: Yes. (Pause)

Abbott: What's wrong with that?

Costello: Look, all I wanna know is when you sign up the first baseman, how does he sign his name?

Abbott: Who.

Costello: The guy.

Abbott: Who.

Costello: How does he sign...

Abbott: That's how he signs it.

Costello: Who?

Abbott: Yes. (Pause)

Costello: All I'm trying to find out is what's the guys name on first base.

Abbott: No. What is on second base.

Costello: I'm not asking you who's on second.

Abbott: Who's on first.

Costello: One base at a time!

Abbott: Well, don't change the players around.

Costello: I'm not changing nobody!

Abbott: Take it easy, buddy.

Costello: I'm only asking you, who's the guy on first base?

Abbott: That's right.

Costello: Ok.

Abbott: All right. (Pause)

Costello: What's the guy's name on first base?

Abbott: No. What is on second.

Costello: I'm not asking you who's on second.

Abbott: Who's on first.

Costello: I don't know.

Abbott: He's on third, we're not talking about him.

Costello: Now how did I get on third base?

Abbott: Why you mentioned his name.

Costello: If I mentioned the third baseman's name, who did I say is playing third?

Abbott: No. Who's playing first.

Costello: What's on base?

Abbott: What's on second.

Costello: I don't know.

Abbott: He's on third.

Costello: There I go, back on third again! (Pause)

Costello: Would you just stay on third base and don't go off it.

Abbott: All right, what do you want to know?

Costello: Now who's playing third base?

Abbott: Why do you insist on putting Who on third base?

Costello: What am I putting on third.

Abbott: No. What is on second.

Costello: You don't want who on second?

Abbott: Who is on first.

Costello: I don't know.

Together: Third base! (Pause)

Costello: Look, you gotta outfield?

Abbott: Sure.

Costello: The left fielder's name?

Abbott: Why.

Costello: I just thought I'd ask you.

Abbott: Well, I just thought I'd tell ya.

Costello: Then tell me who's playing left field.

Abbott: Who's playing first.

Costello: I'm not...stay out of the infield!!! I want to know what's the guy's name in left field?

Abbott: No, What is on second.

Costello: I'm not asking you who's on second.

Abbott: Who's on first!

Costello: I don't know.

Together: Third base! (Pause)

Costello: The left fielder's name?

Abbott: Why.

Costello: Because!

Abbott: Oh, he's center field. (Pause)

Costello: Look, You gotta pitcher on this team?

Abbott: Sure.

Costello: The pitcher's name?

Abbott: Tomorrow.

Costello: You don't want to tell me today?

Abbott: I'm telling you now.

Costello: Then go ahead.

Abbott: Tomorrow!

Costello: What time?

Abbott: What time what?

Costello: What time tomorrow are you gonna tell me who's pitching?

Abbott: Now listen. Who is not pitching.

Costello: I'll break your arm if you say who's on first!!! I want to know what's the pitcher's name?

Abbott: What's on second.

Costello: I don't know.

Together: Third base! (Pause)

Costello: Gotta catcher?

Abbott: Certainly.

Costello: The catcher's name?

Abbott: Today.

Costello: Today, and tomorrow's pitching.

Abbott: Now you've got it.

Costello: All we got is a couple of days on the team. (Pause)

Costello: You know I'm a catcher too.

Abbott: So they tell me.

Costello: I get behind the plate to do some fancy catching, Tomorrow's pitching on my team and a heavy hitter gets up. Now the heavy hitter bunts the ball. When he bunts the ball, me, being a good catcher, I'm gonna throw the guy out at first. So I pick up the ball and throw it to who?

Abbott: Now that's the first thing you've said right.

Costello: I don't even know what I'm talking about! (Pause)

Abbott: That's all you have to do.

Costello: Is to throw the ball to first base.

Abbott: Yes!

Costello: Now who's got it?

Abbott: Naturally. (Pause)

Costello: Look, if I throw the ball to first base,
somebody's gotta get it. Now who has it?

Abbott: Naturally.

Costello: Who?

Abbott: Naturally.

Costello: Naturally?

Abbott: Naturally.

Costello: So I pick up the ball and I throw it to
Naturally.

Abbott: No you don't you throw the ball to Who.

Costello: Naturally.

Abbott: That's different.

Costello: That's what I said.

Abbott: Your not saying it...

Costello: I throw the ball to Naturally.

Abbott: You throw it to Who.

Costello: Naturally.

Abbott: That's it.

Costello: That's what I said!

Abbott: You ask me.

Costello: I throw the ball to who?

Abbott: Naturally.

Costello: Now you ask me.

Abbott: You throw the ball to Who?

Costello: Naturally.

Abbott: That's it.

Costello: Same as you! Same as YOU!!! I throw the
ball to who. Whoever it is drops the ball
and the guy runs to second. Who picks up
the ball and throws it to What. What
throws it to I Don't Know. I Don't Know
throws it back to Tomorrow, Triple play.
Another guy gets up and hits a long fly
ball to Because. Why? I don't know! He's
on third and I don't give a darn!

Abbott: What?

Costello: I said I don't give a darn!

Abbott: Oh, that's our shortstop.