



BALOO'S BUGLE



Volume 23, Number 7

“Wisdom, If you don't like change, you're going to like irrelevance even less.” - General Eric Shinseki

February 2017 Cub Scout Roundtable

March 2017 Program Ideas

LOYAL / OUR NATIONAL TREASURES

CS Roundtable Planning Guide – Cheerful, STEM

Tiger Cub, Wolf, Webelos, & Arrow of Light Meetings and Adventures

PART III – THEME & PACK MEETING IDEAS

PACK MEETING THOUGHTS

There have been lots of themes since 1939 when Cub Scouts first used themes that relate to America (Or “Murica” as my GI son-in-law says) in different ways – geography, history, famous people, tall tales, ...

You are free to focus where you wish – natural, man-made, heroes – all our National Treasures.


HOW DOES “OUR NATIONAL TREASURES” RELATE TO THIS POINT OF THE SCOUT LAW?

A Scout is loyal. A Scout is true to his nation. America is blessed with many national treasures both manmade and natural. The Washington Monument and the Grand Canyon are only two examples. Explore the importance of the treasures around you.

TABLE OF CONTENTS

PACK MEETING THOUGHTS.....	1
TABLE OF CONTENTS.....	1
GATHERING ACTIVITIES.....	2
OPENING CEREMONIES.....	4
AUDIENCE PARTICIPATIONS.....	8
ADVANCEMENT CEREMONIES.....	12
LEADER RECOGNITION.....	15
HERE’S TO THE SCOUTERS’ SPOUSES.....	15
SONGS.....	16
STUNTS AND APPLAUSES.....	18

APPLAUSES & CHEERS.....	18
RUN-ONS.....	18
JOKES & RIDDLES.....	19
SKITS.....	20
CUBMASTER’S MINUTES.....	24
CUB GRUB.....	25
GAMES.....	26
PACK ACTIVITIES.....	30
AMERICAN TRIVIA.....	35
SOMETHING ELSE.....	36



Check out our National Treasures with
National Geographic

GATHERING ACTIVITIES

Note on Word Searches, Word Games, Mazes and such – In order to make these items fit in the two column format of Baloo's Bugle they are shrunk to a width of about 3 inches. Your Cubs probably need bigger pictures. You can get these by copying and pasting the picture from the Word version or clipping the picture in the Adobe (.pdf) version and then enlarging to page width. CD

PATRIOTIC SONG PUZZLE

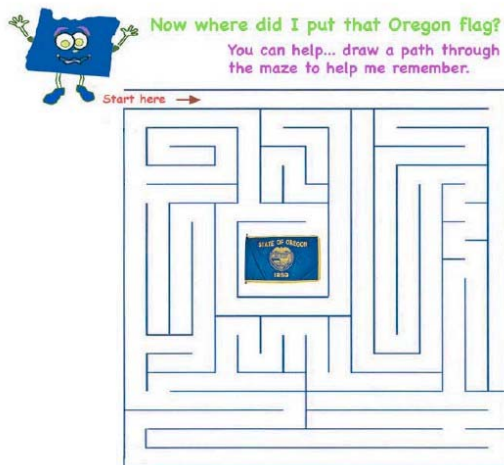
Great Salt Lake Council

Write the words to a patriotic song on strips of paper. Let the boys put them in the right order. Examples of songs include: The Star-Spangled Banner and America.

State Flag Maze

Oregon Trail Council

Copy this maze and enlarge it to fill a page. Paste your state flag over the Oregon flag if you wish. Have your Cubs solve the maze.



Find answer at:

<http://www.sos.state.or.us/bbook/kids/games/maze3.htm>

Lost Landmarks

Sam Houston Area Council

Materials –

Pictures of landmarks in the United States (or name typed out), and
 Pictures of the associated states (or name typed out) where the landmarks are found.
For example, the Alamo and Texas, Mount Rushmore and South Dakota, the Statue of Liberty and New York, Philmont and New Mexico, etc...

Directions –

- ✓ As Scouts arrive, each is given either a landmark or a state.
- ✓ Scouts must find their partners.

Do-It-Yourself Tablecloth

Oregon Trail Council

Materials:

- Paper on a roll,
- Crayons or markers;
- Prizes, if desired

Directions

- ✓ Cover tables with white butcher paper.
- ✓ Divide each table into four to six sections.
- ✓ At the center of each section, write a large alphabet letter.
- ✓ Challenge each table to come up with as many names of American towns, cities, states, counties, attractions, etc., as they can think of that begin with the letters on their table.
- ✓ They write their answers on the paper with crayons or markers.
- ✓ Prizes can be awarded for participation, longest list, most unique items, etc.

Variation: Make placemats with large alphabet letters in the center. Each individual can play as above.

Map Puzzles

Oregon Trail Council

- ✓ Before the meeting, create map puzzles by gluing old maps to cardboard backing,
- ✓ Then cutting them into puzzle pieces with a razor knife.
- ✓ Give each family a puzzle to put together.

Capitol and States Boggle

Catalina Council

1. Place all of the names of capitols of the United States in a container and have a Cub Scout draw out names until a grid 4 X 4 is completely filled up with letters of capitols or states.
2. It would be best to do this game on a chalk or grease board so that it may be changed often and regularly.
3. The object of the game is to see how many words the Cub Scouts can make up in a time frame of one minute.
4. The cub that has the most valid words wins.
5. Any words that are duplicated by another cub scout do not count - they cancel out each other.
6. Keep this game going until all the 50 states and their capitols have been used.
7. As one or the other is drawn say it out loud and see if any of the cub scouts can name the state to which it belongs.
8. The letters have to be touching and no letter can be used more than once in one word.
9. You can go diagonally, backwards, make angles so long as the letters are touching.
10. The following is an example: Capitols or States drawn: Salt Lake; Denver; Colorado Your grid would look like this:

S	A	L	T
L	A	K	E
D	E	N	V
E	R	C	O

Here are some of the words that I found in the grid-salt, lake, den, vet, red, nerd, as, Ankle, alas, real, lad, leader, ten, etc.

American Heritage

Catalina Council

- ✓ Make posters of well known buildings or symbols and put them up around the room.
- ✓ Number each poster.
- ✓ Give each person a numbered piece of paper.
- ✓ Ask them to identify the posters and write the proper name by its corresponding number on the sheet of paper.

Suggestion are: *American Flag, White House, Lincoln Memorial, Eagle, Presidential Seal, Uncle Sam, Statue of Liberty, Mount Rushmore, Stone Mountain, etc.*

State Names and Capitals

Catalina Council

- ✓ Copy an outline map of the United States so that you have one for each Cub Scout or one for each person at the pack meeting.
- ✓ People should write the name of each state and it's capital in the space for the state (or as close as possible to small states, with an arrow pointing to the appropriate state).
- ✓ After the meeting opens, reveal a large U.S. map for everyone to check answers.
- ✓ Give a prize to all who correctly identified the states and capitals.

Other Methods:

- ✓ Suggest that they write in any additional information they know, such as the state bird, flower, tree, song, or nickname.
- ✓ People write their names on the papers and turn them in.
- ✓ A leader or other adult uses a list, an encyclopedia, or other reference book about the United States to check the papers.
- ✓ Give a prize to the one with most correct answers.

GRAND "NEW" FLAG

Great Salt Lake Council

- ✎ Provide boys with crayons and paper so everyone can design a NEW American Flag.
- ✎ Have them explain the symbolism behind their new flag.

AMERICA

Great Salt Lake Council

Write the word AMERICA down the page and write one word beginning with each letter that describes America.

Or do it this way -

American ABC's -Can You Name Them?

Catalina Council

- ✎ Give everyone a sheet of paper with the letters A to Z going down the left side.
- ✎ Tell them to write one American place or thing for each letter from A to Z.

Or do it this way -

AMERICA PUZZLE

Great Salt Lake Council

- ✓ Cut out large versions of the letters in America.
- ✓ Cut the letters into pieces creating a puzzle and
- ✓ Place the pieces in a bag.
- ✓ Give each boy or group a letter and have them put their letters together.
- ✓ Then as a whole put your letters together to form "America. "

Who, What, Where, and When?

Alice, Golden Empire Council

Display scenes from around the United States, pictures of famous Americans, or historical objects from American History – each one should be numbered, but not identified.

As families arrive, they are given a sheet of paper with the numbers along the left side. They must work together to identify each item by name or location.

Which State, Which Motto?

Alice, Golden Empire Council

Can you match up these mottos with correct states?

Motto	State
North to the Future	Indiana
Live Free or Die	Minnesota
The North Star	Arkansas
Gold & Silver	California
Eureka	Montana
Liberty & Prosperity	Kentucky
The People Rule	Alaska
United we stand, divided we fall	New Jersey
The Crossroads of America	West Virginia
Mountaineers are always free	Maine
Dirigo (I lead)	New Hampshire

www.infoplease.com/ipa/A0801718.html has a list of all state mottos – be sure to include your own state in your game!

STATE ABCS*Great Salt Lake Council*

Using maps and atlases, have the Scouts and families find one geographical location for each letter of the alphabet. Examples: Arizona, Baltimore, Columbia River, Denver, etc.

STATES LETTER GAME*Great Salt Lake Council*

Give each participant or pair a paper listing the first letter of the name of each state in the US. Have them write each state on the blanks. Provide a blank map if this helps.

Spell It Out*Catalina Council***Equipment:** Pencil and Paper**Directions:**

1. Give the Cubs a phrase made up of two or three words.
2. From that phrase, the Cubs must come up with as many words as possible. Challenge them by making them think of words only with “B”, or “S”, or “D,” or limit them to just three letter words or four letter words.
3. Use a phrase that is common to your pack or den. Perhaps:

INDEPENDENCE DAY or PRESIDENTS DAY**Famous Scenes – A to Z***Alice, Golden Empire Council*

Give each person, family or den a paper with the letters A to Z along the left side –

Winner comes up with the most American scenes, such as: Grand Canyon, Golden Gate Bridge; Mount Rushmore, Monticello; Statue of Liberty, Smithsonian; Washington Monument; Yukon, Yellowstone National Park

OPENING CEREMONIES**Learning our A B C's***Sam Houston Area Council*

Setting – 6 Cub Scouts, Cubmaster (CM), poster board with A-B-C-D-E-F on the front and the appropriate verse on the back in LARGE print.

Scene – Scouts walk across stage and as they approach the center or the Cubmaster, each holds up his letter and shouts his message.

Cub # 1: A Aims and Methods**Cub # 2:** B Boys!**Cub # 3:** C Character Connections and Citizenship**Cub # 4:** D Developing Skills**Cub # 5:** E Expeditions and Elective Adventures**Cub # 6:** F Fitness**CM**

This is only the beginning of the remarkable things Cub Scouts discover as part of our program. Let's take some time at our pack meeting this evening to see if we can find some other ABC's. But for now, I ask you to stand and please join me in the Pledge of Allegiance.

America, the Greatest Country in the World*Sam Houston Area Council***Setting** – 7 Cub Scouts, Cubmaster (CM)**Scene** – Cubs in a line next to the flag.**CM**

The Cub Scout promises on his honor to do his duty to his country. We would like to review for you some of the things that are different but that make us the greatest country in the world.

Cub # 1: We call it the United States and we're bound together by our Constitution and our language. Yet in many ways, we're a group of separate kingdoms.

Cub # 2: We practice more than 250 different religions and observe thousands of different hunting laws, tax laws, and labor laws.

Cub # 3: Our land grows palm trees and pine trees, redwoods and beech trees, plum trees and apple trees.

Cub # 4: Our citizens say “Hello” and “Hi” and “Howdy!”

Cub # 5: We catch shrimp and sell stocks – live in small houses, sky-scrapers, apartments, and stucco bungalows.

Cub # 6: We are a very diverse land, but these are some of the things that make the United States great!

Cub # 7: Please rise and join us in the Pledge of Allegiance.

America is a Beautiful Word*Catalina Council***Personnel:** Narrator and 7 Cub Scouts**Equipment:** Each boy holds a card with a letter of "AMERICA" on it. Flip card over and draw a picture with the same letter illustrating the description below.**Narrator:** What do you see when you look at the word AMERICA? What mental picture do the seven letters create in your mind?

- Cub # 1:** The "Capital A" suggest our magnificent snow-covered mountain peaks, and the wigwams of the original Americans.
- Cub # 2:** The "M" symbolizes the broad shoulders of our pioneer, shoulder-to-the-wheel pushing our frontier westward; broad shoulder swinging axes, building a nation.
- Cub # 3:** The "E" might be the lariats of the cowboy riding the plains, lariats of Kit Carson or Buffalo Bill.
- Cub # 4:** The "R" is a man with outstretched arms in friendship and cooperation toward all who love freedom, justice and peace.
- Cub # 5:** The "I" represents the individual American with his right to life, liberty, and the pursuit of happiness.
- Cub # 6:** The "C" is a bent bow from which an arrow has just sped toward the heart of mankind's greatest ideals.
- Cub # 7:** The final "A" is a man on his knees in prayer, symbolizing a nation which recognizes it's Creator and gives thanks for His blessings.

Narrator: Yes, America is a beautiful word! Let us rise and make the Pledge of Allegiance.**Story of the Blue and Gold***Great Salt Lake Council***Preparation:**

- Put a large pot on a table with an inner pot containing dry ice.
- A blue and gold Wolf Cub Scout neckerchief is concealed in the area between the large pot and the inner pot.
- Have two clean jars concealed elsewhere close by. One has blue colored water and the other yellow-colored water.

Cubmaster: Many, many years ago, an elder gave two trusted young men a challenge. He told the first young man to climb the mountain and ask the great eagle to fly high into the sky. His mission was to bring back part of the beauty of the sun. (The first Cub Scout leaves.)

He told the second young man to go into the forest and tell the sparrow to fly into the sky and bring back part of the sky. (The second Cub Scout leaves.)

Then both boys return—one carrying a bottle of yellow-colored water and the second carrying a bottle of blue-colored water. (They hold them up for all to see.)

(To the first boy:) Pour some of the beauty of the sun into our mixing pot. (The boy carefully pours the yellow liquid over the dry ice.)*(To the second boy:)* Pour some of the beauty of the sky into our mixing pot. (The second boy carefully pours his blue water into the pot.)*(To the pack:)* From this day forward, blue will stand for truth and loyalty. Yellow will stand for warm sunshine, happiness, and good cheer. (Reaches into the pot, removes the blue and gold Wolf neckerchief and opens it for all to see.) And that is why the Cub Scouts use the colors blue and gold.**Red, White & Blue over Blue & Gold***Catalina Council**adapted from Scouting Magazine***Staging:** Flag in stand on table, under which "voice" is concealed. Or have flag posted near screen concealing "voice." Cub Scout in uniform walks by flag and stops when flag starts to "speak."**Flag:** Hey, Cub Scout!**Cub:** Who's that?**Flag:** Me, your flag.**Cub:** What's the matter?**Flag:** Well, I'm taken lots of places, but, why am I here?**Cub:** But, we take you everywhere with us. we carry you proudly even in our hearts. The Scout program has taught me to respect the flag and to love my country.**Flag:** But, what is all the festivity?

Why would you bring me here?

Cub: This is our Blue & Gold Banquet.

All the Cub Scouts get together once a year with their families to recognize another anniversary of scouting. In doing this, it gives us all a renewed sense of certainty and confidence in the future of our country.

Flag: Scouting! Yes, there is hope after all, but why am I here?**Cub:** But, don't you know? Why, you are the guest of honor! Without you and what you represent we couldn't have Scouting at all!**Flag:** Thank you, Scout!**Cub:** (Salutes) Any Time! (Walks offstage) -

Explanation of the Pledge of Allegiance*Great Salt Lake Council*

Preparation: Cubmaster (CM) and eight Cub Scouts memorize lines to recite from the Pledge of Allegiance.

CM: We often recite the Pledge of Allegiance without really listening to or understanding the words we are saying. We will recite it and talk about the meaning of each phrase.

Cub # 1: I pledge allegiance...

CM: I, an individual, promise my love, devotion, and loyalty.

Cub # 2: To the flag of the United States of America...

CM: It is the symbol of 50 great states that have a common bond.

Cub # 3: And to the republic for which it stands...

CM: Representatives are chosen by the people to govern themselves in a republic.

Cub # 4: One nation under God...

CM: We are one nation under God and blessed by God. There is no pause after nation. It is said as one complete phrase—one nation under God.

Cub # 5: Indivisible...

CM: It is incapable of being divided.

Cub # 6: With liberty...

CM: With freedom and the right to live your own life the way you wish.

Cub # 7: And justice...

CM: Dealing fairly with others.

Cub # 8: For all.

CM: Everyone—it is your country as much as it is mine. Please stand and repeat the Pledge of Allegiance with us.

Flag Ceremony - Freedom*Catalina Council***Setting:**

With lights low have a large flag held by Cub Scouts.

Have 8 Cub Scouts with flashlights to shine on the flag as an off-stage, hidden narrator reads.

Narrator:

I am your American Flag. I am the flag of this great United States.

I stand for the past, the present and future of this country of yours.

I represent your freedoms - - -

★ The freedom of speech (The 1st Cub turns his flashlight on)

★ The freedom of religion (2nd Cub Scout lights flashlight)

★ The freedom of the press (3rd light)

★ The freedom of job (4th light)

★ The freedom to vote (5th light)

★ The freedom to assemble (6th light)

★ The freedom of trial by jury (7th light)

★ The freedom of self-government (8th light)

If we allow any of these freedoms to be taken away, our nation would be a dreary place to be.

Let's all do our part to be good citizens.

Cubmaster: Lets all stand and make the Pledge of Allegiance and then sing God Bless America (*or another patriotic song of your choice*)

This Is My Flag*Baltimore Area Council*

CM: This is my flag, the flag of the United States of America, home of liberty, land of opportunity, where men of all races, creeds live in peace and friendship together.

Ldr #1: (Turns red light on flag) The red of my flag is the lifeblood of brave men ready to die or worthily live for this, our country.

Ldr #2: (Turns white light on flag) The white of my flag is for purity, cleanliness of purpose, thought and deed.

Ldr #3: (Turns blue light on flag) The blue of my flag for faith and loyalty, like the eternal blue of the star-filled heavens.

Ldr #4: The Cub Scout promises on his honor to "Do his duty to his country." Ours is different in many ways from other countries. We would like to review for you some of the things that are different but which make this the greatest country in the world.

Cub # 1: We call it the United States, and we're bound together by our Constitution and our language. Yet in many ways we're a group of separate kingdoms.

Cub # 2: We practice more than 250 different religions and observe thousands of different hunting laws, tax laws and labor laws.

Cub # 3: Our land grows palm trees and pines; redwoods and beach plum; vanishing key deer and whooping cranes.

Cub # 4: We catch shrimp and sell stocks; live in lean-to's, skyscrapers, and stucco bungalows.

Cub # 5: Our people say "you all" and "youse".

Cub # 6: We are a very diverse land, but these are some of the things that make the United States great.

Cub # 7: Will everyone stand and join with us in the Pledge of Allegiance to the United States flag?

Red, White & Blue Bird*Catalina Council*

Personnel: Cubmaster (CM), Assistant Cubmaster (CA) and 2 Den Leaders (DL)

Equipment: Camping gear and outfit for each participant, 1 binoculars, American Flag, and Pack Flag

Setting: The Flags are in front of the audience. The group of participants are off to one side and slowly walk through the audience to the front, as they say their line.

CM: (Everyone starts walking slowly) It sure is nice to be here in the outdoors. All these trees, animals and fresh air.

CA: (looking through binoculars) Hey, I think I see a big red bird up there!

DL 1: (Takes the binoculars away as everyone continues to walk slowly toward the front) Here, let **ME** see! Naw, it's a huge white bird of some sort.

DL 2: (Takes the binoculars away while everyone continues to walk slowly to the front) Boy, you don't know what you're talking about! It's not red OR white. It's big and blue and what's this?!?!?! It has STARS!!

CM: (Cubmaster takes the binoculars and everyone STOPS) Here, let ME see what you're all talking about. (Looks through the binoculars) C'mon you guys. (Motions for everyone to follow as they walk to the front) It's not a red bird, or even a white bird. What you are looking at is our nation's flag! (Turns to audience) Please rise and join us in the Pledge of Allegiance.

Hello and Welcome:

Santa Clara County Council

Cubmaster – try this just after calling room to order before Opening. Start with a real BANG! CD

Divide the room to North, South, East and West.

Then North faces East and says "Hello" Then East faces South and says "Hello," South faces West and says "Hello," and West faces North and says "Hello."

When this is done, everyone shouts

"Welcome to Pack ____!!"

AMERICA THE BEAUTIFUL

Santa Clara County Council

Cast: 7 Cub Scouts, dressed like artists carrying palettes and brushes, and a Narrator. *I would put their words on the palettes in LARGE print so they do not have to memorize.*

Narrator: We are honored to have as our guests a group of artists who are going to combine their efforts and talents to paint us a great masterpiece. As they are introduced, they will tell you what their contributions will be.

Cub 1: I will paint for you the tradition and charm of New England, showing you the fishing and boating industries of its rugged coast and its historic heritage. (Steps behind curtain)

Cub 2: I will portray through my brush the tremendous harbors of New York City; the hodgepodge of peoples from many lands that make up its teeming population. (Steps behind curtain)

Cub 3: My artistry will show you the charm of our Southland, the beauty of its magnolias and azaleas, the strength of its struggle through and after the Civil War years; and the contrast of the serenity of Kentucky Blue Grass gentility with New Orleans at Mardi Gras time. (Steps behind curtain)

Cub 4: May I add to our canvas just a little of the beauty of our great Mid-West; cosmopolitan Chicago; the waving grain; the rolling plains; the deep blue of the lakes of Minnesota; and the fantastic land of the geysers of Yellowstone Park. (*Steps behind curtain*)

Cub 5: Our great Southwest will be a task to portray. No mere picture can convey the majesty of the Grand Canyon, the beauty of the Painted Desert, the expansiveness of Texas and the splendor of the Colorado Rockies, or the Great Salt Lake in Utah. (Steps behind curtain)

Cub 6: Our beautiful West Coast reaches from the hot Mexican border to the colder snows of Alaska. In between we find Hollywood's glamour, the Golden Gate of San Francisco, the majestic redwood and sequoia trees and Washington's tremendous Mr. Rainier. Where once rough and tough gold prospectors were found in Alaska, now tourists spend happy summers seeing among other things, the Ice Age that still grips much of its coast. (Steps behind curtain)

Cub 7: I will complete our picture with famous Waikiki Beach and Diamond Head, whose base is now ringed tight by the exotic metropolis of Honolulu in our island state, Hawaii. (Steps behind curtain)

Narrator: And now for the unveiling. May I present our greatest masterpiece: (*As the curtains are slowly parted and "America the Beautiful" is played, the flag is solemnly displayed.*)

AUDIENCE PARTICIPATIONS

The Transcontinental Train *Sam Houston Area Council*

Divide the audience into 6 groups. Assign each group one of the words listed below. When their item is mentioned in the story, the assigned group should shout the designated saying. Have a practice session before starting the story.

- | | |
|-----------------------|------------------------|
| TRAIN | “Toot Toot” |
| CONDUCTOR | “All Aboard!” |
| NEW YORK DOCTOR | “The Big Apple!” |
| STEEL WORKER | “Forged in Steel!” |
| ST. LOUIS BUSINESSMAN | “Gateway to the West!” |

KANSAS FARMER “Breadbasket to the World!”

Just before the transcontinental TRAIN pulled out of Grand Central Station in New York City, the CONDUCTOR held the door for one more passenger, a NEW YORK DOCTOR who hurried aboard. The TRAIN moved slowly between the tall buildings, out of New York State, through New Jersey and on to Pennsylvania. The CONDUCTOR checked the ticket of the NEW YORK DOCTOR as the TRAIN pulled into the Pittsburgh Station. A Pennsylvania STEEL WORKER boarded the TRAIN and sat across the aisle from the NEW YORK DOCTOR.

Climbing through the Allegheny Mountains, the TRAIN continued past rivers and forests across the Midwest to St Louis, Missouri. The CONDUCTOR greeted a ST. LOUIS BUSINESSMAN who boarded the TRAIN at Union Station. The ST. LOUIS BUSINESSMAN smiled at the STEEL WORKER, and sat behind the NEW YORK DOCTOR.

The TRAIN picked up speed as it passed the Gateway Arch. The CONDUCTOR paused to look out the window with the STEEL WORKER as the TRAIN traversed a long bridge over the Mississippi River. It made its way to Kansas City where a KANSAS FARMER boarded the TRAIN. The KANSAS FARMER greeted the STEEL WORKER and shook hands with the NEW YORK DOCTOR and then sat beside the ST. LOUIS BUSINESSMAN.

Continuing west, the TRAIN moved up steep mountain passes and through the snow-covered Rocky Mountains of Colorado and Utah. The CONDUCTOR checked his watch as the TRAIN sped out of the mountains and into the desert of the Great Basin in Nevada. The passengers watched the vast landscape as the TRAIN sped by.

The ST. LOUIS BUSINESSMAN and the NEW YORK DOCTOR admired the large trees, as the TRAIN wound through the Sierra Nevada Mountains

and the Redwood forests. The transcontinental TRAIN pulled into its final destination of San Francisco, California. It had made its way from east to west, from coast to coast. After this long journey it was time for the CONDUCTOR to say “Good-bye” to the tired travelers: the NEW YORK DOCTOR, the Pennsylvania STEEL WORKER, the ST. LOUIS BUSINESSMAN, and the KANSAS FARMER. The TRAIN had made a very successful trip.

MISS LIBERTY

Divide the audience into 3 groups. Assign each group one of the words listed below. When their item is mentioned in the story, the assigned group should shout the designated saying. Have a practice session before starting the story.

- | | |
|-------------------|--------------|
| America, American | Freedom |
| France, French | Friendship |
| Statue | Miss Liberty |

Years ago, the people of FRANCE wanted to show that they were friends with the AMERICAN people. It was decided a STATUE would be built and put on Bedloe Island in New York. Mr. Bartholdi, a FRENCH sculptor, was asked to design and help with the STATUE. The school children and people of FRANCE gave hundreds of centimes and francs (like our pennies and dollars) to help pay for the STATUE. It was finally started. The STATUE was finished in FRANCE in May 1884. The STATUE was packed in 214 crates and set aboard the SS Isere sailing toward AMERICA from FRANCE.

But her home was not ready for her. The people in AMERICA did not understand that the STATUE was a gift to all the AMERICAN people. There was nothing for the STATUE to stand on. Mr. Pulitzer, a newspaper editor, wrote in the newspapers and asked for donations. This time, the school children and people of AMERICA sent in their dimes, nickels and pennies. After what seemed a long time, there was enough money to build a pedestal for the STATUE to stand on. Mr. Richard Morris Hunt designed the pedestal. On October 28, 1886, the last rivet was driven and the STATUE was seen in New York harbor, shining like a copper penny through rain and mist. She was finished!

During the 1970s, a campaign was started by the AMERICAN people to raise funds to restore the STATUE. With the money given by the children, teens, parents, and senior citizens, the restoration work started in 1984 and it took two years to finish, but completed before the STATUE’S centennial celebration on July 4, 1986. The ceremony was followed by others on October 28, 1986, the STATUE’S 100th birthday.

Still fastened on the pedestal’s inside wall is a small bronze plaque; it has on it a poem written by Emma Lazarus and telling how the AMERICAN people truly feel; the love they have for freedom and liberty. Part of the poem reads:

Give me your tired, your poor,
Your huddled masses yearning to breathe free,
The wretched refuse of your teeming shore,
Send these, the homeless, tempest-tost to me,
I lift my lamp beside the golden door!

Note: 'tempest-tost' is the actual spelling on the plaque.

Service to Country

Catalina Council

Divide audience into five parts. Assign each part a word and a response. Instruct them they are to say the response whenever they hear the word. Practice as you make assignments. Then read the story. After each of the words is read, pause for the group to make the appropriate response.

ARMY - Be all you can be!
AIR FORCE - No one comes close!
NAVY - Can do!
MARINES - Semper Fi!
COAST GUARD - Always ready!
SCOUT(S) (Everyone) - Do Your Best!

In the United States of America, we have several different branches of the military, all prepared to defend our freedom. There is the **ARMY**, the **NAVY**, the **AIR FORCE**, the **MARINES**, and the **COAST GUARD**.

All these different groups have mottos and slogans, just like **CUB SCOUTS**. Part of the **SCOUT** Oath includes duty to God and country, and certainly, all the men and women who serve in the **ARMY**, the **NAVY**, the **AIR FORCE**, the **MARINES**, and the **COAST GUARD** demonstrate their duty to God and country in a big way.

As **CUB SCOUTS**, we take pride in being good citizens, in honoring our flag, and in helping others. One day, some of you may choose to join the **ARMY**, the

NAVY, the **AIR FORCE**, the **MARINES**, or the **COAST GUARD**. But, for now, we give thanks and appreciation for those who help protect and defend our country, while we learn to be the best we can be as **CUB SCOUTS**.

Scouting Across America

Catalina Council

Divide audience into seven parts. Assign each part a word and a response. Instruct them they are to say the response whenever they hear the word. Practice as you make assignments. Then read the story. After each of the words is read, pause for the group to make the appropriate response.

CHICAGO: “The windy city”
TEXAS: “Howdy, y’all”
INDIANAPOLIS: “Vrrrooommm!”
HAWAII: “Aloha”
COLORADO: “Climb the Rockies!”
ALASKA: “Brrrr”
CALIFORNIA: “The Golden State”
CUB SCOUT(S): (ALL) “Do your best”

With the limited hits (only 2 per word), I would do this with a "cheerleader" for each word. Give each one a sign with the response and have him/her get everyone to yell when the word is called. CD

Boy Scouting was brought to America in 1909 by a **CHICAGO** businessman. **CUB SCOUTS** started in 1930, and the program quickly spread throughout the states. You can picture the boys in **TEXAS** being helpful to their neighbors. Imagine **HAWAIIAN CUB SCOUTS** having a spectacular regatta or the **CUB SCOUTS** in **INDIANAPOLIS** having super speedy Pinewood derby cars.

In **COLORADO**, the hiking is fantastic, and in **ALASKA**, skiing field trips abound. The Blue & Gold of **CUB SCOUTS** is seen in **CALIFORNIA'S** blue skies and historic gold strike. All across our great nation, from **CHICAGO** to **COLORADO**, **INDIANAPOLIS** to **ALASKA**, and **TEXAS** to **CALIFORNIA** and **HAWAII**, **CUB SCOUTS** are all doing the same things:

Learning new skills, doing good deeds, and having **FUN!**

The Cremation of Sam McGee

by Robert W. Service

www.uscouts.org

*There are strange things done in the midnight sun
By the men who moil for gold;
The Arctic trails have their secret tales
That would make your blood run cold;
The Northern Lights have seen queer sights,
But the queerest they ever did see
Was that night on the marge of Lake Lebarge
I cremated Sam McGee.*

Now Sam McGee was from Tennessee,
where the cotton blooms and blows.
Why he left his home in the South to roam
'round the Pole, God only knows.

He was always cold, but the land of gold
seemed to hold him like a spell;
Though he'd often say in his homely way
that "he'd sooner live in hell."

On a Christmas Day we were mushing our way
over the Dawson trail.

Talk of your cold! through the parka's fold
it stabbed like a driven nail.

If our eyes we'd close, then the lashes froze
till sometimes we couldn't see;
It wasn't much fun, but the only one
to whimper was Sam McGee.

And that very night, as we lay packed tight
in our robes beneath the snow,
And the dogs were fed, and the stars o'erhead
were dancing heel and toe,

He turned to me, and "Cap," says he,
"I'll cash in this trip, I guess;
And if I do, I'm asking that you
won't refuse my last request."

Well, he seemed so low that I couldn't say no;
then he says with a sort of moan:
"It's the cursed cold, and it's got right hold
till I'm chilled clean through to the bone.

Yet 'taint being dead—it's my awful dread
of the icy grave that pains;
So I want you to swear that, foul or fair,
you'll cremate my last remains."

A pal's last need is a thing to heed,
so I swore I would not fail;
And we started on at the streak of dawn;
but God! he looked ghastly pale.

He crouched on the sleigh, and he raved all day
of his home in Tennessee;
And before nightfall a corpse was all
that was left of Sam McGee.

There wasn't a breath in that land of death,
and I hurried, horror-driven,
With a corpse half hid that I couldn't get rid,
because of a promise given;

It was lashed to the sleigh, and it seemed to say:
"You may tax your brawn and brains,
But you promised true, and it's up to you
to cremate those last remains."

Now a promise made is a debt unpaid,
and the trail has its own stern code.
In the days to come, though my lips were dumb,
in my heart how I cursed that load.

In the long, long night, by the lone firelight,
while the huskies, round in a ring,
Howled out their woes to the homeless snows
—O God! how I loathed the thing.

And every day that quiet clay seemed to
heavy and heavier grow;
And on I went, though the dogs were spent and
the grub was getting low;

The trail was bad, and I felt half mad,
but I swore I would not give in;
And I'd often sing to the hateful thing,
and it hearkened with a grin.



Till I came to the marge of Lake Lebarge,
and a derelict there lay;
It was jammed in the ice, but I saw in a trice
it was called the "Alice May."

And I looked at it, and I thought a bit,
and I looked at my frozen chum;
Then "Here," said I, with a sudden cry,
"is my cre-ma-tor-eum."

Some planks I tore from the cabin floor,
and I lit the boiler fire;
Some coal I found that was lying around,
and I heaped the fuel higher;

The flames just soared and the furnace roared
—such a blaze you seldom see;
Then I burrowed a hole in the glowing coal, and I
stuffed in Sam McGee.

Then I made a hike, for I didn't like
to hear him sizzle so;
And the heavens scowled, and the huskies howled,
and the wind began to blow.

It was icy cold, but the hot sweat rolled
down my cheeks, and I don't know why;
And the greasy smoke in an inky cloak
went streaking down the sky.

I do not know how long in the snow
I wrestled with grisly fear;
But the stars came out and they danced about
ere again I ventured near;

I was sick with dread, but I bravely said:
"I'll just take a peep inside.
I guess he's cooked, and it's time I looked;"
. . . then the door I opened wide.

And there sat Sam, looking cool and calm,
in the heart of the furnace roar;
And he wore a smile you could see a mile,
and he said: "Please close that door.

It's fine in here, but I greatly fear
you'll let in the cold and storm—
Since I left Plumtree, down in Tennessee,
it's the first time I've been warm."

*There are strange things done in the midnight sun
By the men who moil for gold;
The Arctic trails have their secret tales
That would make your blood run cold;
The Northern Lights have seen queer sights,
But the queerest they ever did see
Was that night on the marge of Lake Lebarge
I cremated Sam McGee.*



Robert Service Biographical Sketch

Robert W. Service, a Canadian poet and novelist, was known for his ballads of the Yukon. He wrote this narrative poem that is presented here because it is an outstanding example of how sensory stimuli are emphasized and it has a surprise ending.

Robert William Service was born in Preston, England, on January 16, 1874. He emigrated to Canada at the age of twenty, in 1894, and settled for a short time on Vancouver Island. He was employed by the Canadian Bank of Commerce in Victoria, B.C., and was later transferred to Whitehorse and then to Dawson in the Yukon. In all, he spent eight years in the Yukon and saw and experienced the difficult times of the miners, trappers, and hunters that he has presented to us in verse.

During the Balkan War of 1912-13, Service was a war correspondent to the *Toronto Star*. He served this paper in the same capacity during World War I, also serving two years as an ambulance driver in the Canadian Army medical corps. He returned to Victoria for a time during World War II, but later lived in retirement on the French Riviera, where he died on September 14, 1958, in Monte Carlo.

Sam McGee was a real person, a customer at the Bank of Commerce where Service worked. The *Alice May* was a real boat, the *Olive May*, a derelict on Lake Lebarge.

Anyone who has experienced the bitterness of cold weather and what it can do to a person will empathize with Sam McGee's feelings as expressed by Robert Service in his poem *The Cremation of Sam McGee*. For more information on Robert W. Service and his poetry –

<http://www.arcticwebsite.com/ServiceRobtDir.html>

http://www.wordinfo.info/words/index/info/view_unit/2640/?letter=C&spage=26



ADVANCEMENT CEREMONIES

Freedom Symbols of Our Country

Catalina Council

In our American history, we are fortunate to have many freedom symbols which have special meaning to American citizens. Tonight I would like to tell you a little about one of these symbols as we honor those boys who are advancing along the Cub Scouting trail.

The Statue of Liberty stands 305 feet high in New York Harbor, welcoming people of other lands to become citizens of our democracy.

The statue was given to the United States by France as a token of friendship. Each year hundreds of tourists go to see Miss Liberty.

The inscription at the base of this statue was written by Emma Lazarus, and reads in part: "Give me your tired, your poor, your huddled masses yearning to breathe free; the wretched refuse of your teeming shores; send these, the homeless, tempest tossed to me. I lift my lamp beside the golden door".

There is a golden door to Scouting which is open to all boys. By walking through that door to Scouting, boy has an opportunity to grow in many ways and learn about citizenship, character and physical fitness.

The boys who wish to walk through that door to Scouting tonight are (read names). Will you and your parents please come forward.

*Continue with regular Bobcat induction
Lead cheer at end.*

Our American flag is much more than the red, white and blue cloth of which it is made. It is the symbol of America. It stands for the past, the present and the future of our country.

When we show respect for the flag, we are showing respect for all that is America, our land, our people, our way of life.

When the 13 original colonies set out to become a free country nearly 200 years ago, their men and women needed a rallying point - a flag. "We will take the stars and blue union from heaven", the great George Washington is reported to have said, "red from our mother country, separating it by white stripes thus showing that we have separated from her, and the white stripes shall go down to posterity representing liberty".

Learning the Pledge of Allegiance to the Flag and showing your pride in America is one of the requirements for a boy to earn the Tiger rank. Tonight we have some boys who have completed the seven Adventures required to earn the Tiger Badge. (Call

boys and parents forward and present badges and cards to parents to present to Tigers. Lead Cheer.)

The Declaration of Independence is one of many documents which established freedom in America. It was on July 4, 1776, that the Continental Congress met in Philadelphia and announced the separation of the 13 colonies from England. In America, we have a government of the people, by the people and for the people. Not for just some of them, but for all people...the people to whom the Declaration of Independence refers when it says "all men are created equal", not equally talented or equally rich, but equal under law, and under God.

All Scouts have an equal opportunity to advance in rank and earn badges. Our Wolves are beginning to work a little more independently and to demonstrate their "Duty to God." The following boys have completed the six Core Adventures and one Elective Adventure required to earn their Wolf Badge. (Call boys and parents forward and present badges and cards to parents to present to Wolves. Lead Cheer.)

One of the most beloved of our freedom symbols is the Liberty Bell. The Liberty Bell was rung in 1776 calling the people of Philadelphia to the signing of the Declaration of Independence. During the British occupation of Philadelphia, the bell was hidden beneath the floor of the Zion Reformed Church in Allentown, Pennsylvania. Sixty years later, as the bell was tolled for the death of Chief Justice John Marshall, it cracked. Since that time it has been on display in or near Independence Hall, Philadelphia, for all Americans to see. The bell is old, but the crack is plain to see, along with this inscription: "Proclaim liberty thought the land".

Finding out about famous Americans places of historical interest are requirements for the "Paws for Action" Adventure, one of the seven Adventures a boy must complete to earn his Bear badge. The following boys will receive that badge tonight. (Call boys and parents forward and present badges and cards to parents to present to Bears. Lead Cheer.)

Uncle Sam originated as a cartoon character many years ago and has become one of the best known symbols of the United States. Imagine how many thousands of schoolboys have portrayed the part of Uncle Sam in school plays. Think of how many millions of young men have answered Uncle Sam's recruiting call, "I want you" and have helped defend the freedom of America in time of war. The following scouts have earned Webelos Adventure pins. (Call boys and parents forward and present pins and cards to parents to present to Scouts. Lead Cheer.)

Another symbol of American freedom is the eagle, with wings outspread in protection of our birthright of freedom. The eagle has been the national bird since George Washington took the oath of office for the presidency in 1789. Many years ago, Indians climbed high mountains to reach the peaks where coveted eagle feathers could be found. Indians used these eagle feathers as badges of rank.

Today Scouts work hard and long to reach the highest rank of Scouting, the Eagle. It is never easy to reach those high peaks. It takes time, and effort, and sacrifice. But when you finally reach the top, you'll find it was worth the effort. The following scouts have almost reached the top rank in Cub Scouting, the Webelos rank, by earning six Adventure pins. (Call boys and parents forward and present Webelos badges and cards to parents to present to Scouts. Lead Cheer.)

If you have Arrow of Light Awards to present, announce that because of the importance of that award, a special separate ceremony only for the Arrow of Light will follow this one.

We are proud of all our freedom symbols, and we are very proud of all the scouts who received awards tonight. They are on their way to becoming worthwhile citizens of tomorrow. As President John F. Kennedy said, "Ask not what your country can do for you; ask what you can do for your country." Do you scouts ever wonder what you can do for your country? Well, if you do, I'll tell you where to start.

Whatever game you choose to play ... play fair!

Whatever you hope to be... be true!

Whatever road you choose to take... take care!

Be proud you're an American ... and that's a great way to start doing something for your country.

One more cheer for all the Scouts!!!

Favorite Places Advancement Ceremony

Sam Houston Area Council

Materials –

- Large map of the US mounted on cardboard.
- Cut out Scout figures and string across the map.
- Awards are mounted on the figures.
- Each Scout earning an award should be prepared with a picture of one of his favorite places in America. It can be a place he visited on vacation, where he used to live, where he would like to live, or of where he now lives.

Cubmaster: We have been learning about the beauty and variety in our nation. We have several boys who have earned awards as you can see by our interesting map.

(Name of boy), you have earned your Bobcat Rank this month. Would you please come forward and show us the picture of one of your favorite places?

(Scout comes forward, shows picture and says where it is and why he likes it.

Cubmaster then invites parents to come up while he takes the picture and posts it on the map.

Present award to parents to give to Scout.

LEAD CHEER

Continue with other awards in the same way.)

Cubmaster: Now that we have added pictures of all these beautiful places, our map is much more than just a piece of paper on the wall. It is special to each of us. There are beautiful things about each and every place we might live. It is up to us to find that beauty. But the most beautiful part of any place is the people who live there. We must also look for the beauty in others. If we can do that, wherever we live will be our favorite and the most beautiful place to be.

Presidents

Catalina Council

Personnel: 5 adult readers and Cubmaster (CM).

Equipment: Picture of the president or a sign with the name of the President can be held up by one person. If you have a set of all the presidents, then each boy could pick one before he comes up. Or prep parents by telling them before the meeting what will be expected.

Rdr 1: George Washington, the Father of our country, and first president, used to say, "Martha, where are my teeth? I must have a good smile this day.

Rdr 2: Thomas Jefferson, our third president always felt he learned his lesson, because he never again wrote another Constitution, having said, "I've written it once. I'll not write it again."

Rdr 3: Andrew Jackson fought in the Louisiana Territory and fought his way to the White House. He'd often say, "Where's my horse? I can't get anywhere without my horse!"

Rdr 4: Abraham Lincoln is said to have walked 20 miles to school, but no one ever said if he was late.

Rdr 5: Ronald Reagan got to the White House by being unique - an actor - and one of the only left-handed cowboys, except for Little Joe Cartwright.

CM: Each had a goal. And tonight, we honor boys who have achieved their goals, too. When I call you forward to receive your award (goal), be ready to name/tell me about a President or other famous American, please. (Parents may help when needed.) LEAD CHEER for each Scout. Compliment them for knowing about the presidents.

USA ADVANCEMENT CEREMONY

Great Salt Lake Council



Before Pack meeting pin a large U.S. Map on a board or wall. As each Cub Scout enters for the pack meeting they will put their name on a piece of 8 1/2 by 11 inch sheet of paper. The Cub Scout will fold and make a paper airplane out of it. They will then attach the plane to any state they want on the map. The Cubmaster will randomly select a plane from the map and will then call out the Cub's name to receive his award. After the Cub Scout receives his award, the Cubmaster will ask the Cub one question about what he knows about that state. That Cub will then select the next plane to be taken down. When the awards are finished the Cubmaster will say, "You are just one Cub of the Millions of Cub Scouts across the United States. As a Cub Scout, always remember to 'Do Your Best'."

Presidential Award Ceremony

Catalina Council & Baloo

This is an old ceremony I used for my pack back in the early 1990's. And I still love it today. Originally, I found it in "Staging Den and Pack ceremonies" but it is not there anymore (or it would have a Tiger section). So I jumped in and added a section for the Tigers. I chose Monroe but the words speak about the partners not the boy. I am open for other ideas for a President for Tigers. CD

Props – Large pictures of George Washington, James Monroe, Thomas Jefferson, Theodore Roosevelt, John Kennedy, Abraham Lincoln, and Gerald Ford

Cubmaster – We are proud of the outstanding Presidents who have been so important to our Country's Heritage. We are especially proud of our Cub Scouts and Webelos Scouts who are learning new skills and ideals that will help them later in life. It is likely that some of these Scouts will become outstanding in American History someday. Many of our well-known American figures were Scouts when they were young!

Assistant Cubmaster The first step in Cub Scouting is the Bobcat Award. We symbolize this with our first

president, George Washington. (*Have Cub Scout hold up picture of Washington*) Just as earning the Bobcat is important in getting a boy started on the Cub Scout trail, our first President was important in getting our country started off right. Our Bobcats are starting off correctly working with their parents to earn this award. (*Call forward Bobcats and their parents. Present Bobcat patches to parents who will present them to their sons. Do other ceremonial rituals your Pack may have.*) Congratulations Lead Cheer!!

Tiger Cub Den Leader The next step in Cub Scouting is the rank of Tiger. We symbolize this with James Monroe, our fifth president. (*Have Cub Scout hold up picture of Monroe*) Just as the Adult Partners are important in helping our newest Cub Scouts along the Tiger Cub trail, President Monroe was important in helping the new republics in Central and South America get started off right. He played a role similar to our Tiger Cub's Adult partner for these new republics when he established the Monroe Doctrine and had the USA provide them protection. (*Call forward Tiger Cubs and their partners. Present awards to parents who will present them to their sons. Do other ceremonial rituals your Pack may have.*) Congratulations!! Lead Cheer!!

Wolf Den Leader – Next is the rank of Wolf. We will symbolize this rank with Thomas Jefferson, the author of the Declaration of Independence. When a boy becomes a Wolf, he demonstrates more independence than when he was a Bobcat. He demonstrates this by sometimes working on his Adventures on his own. (*Call forward boys to receive Wolf Badges. Call their parents, too. Present badges to parents who will present them to their sons. Do other ceremonial rituals your Pack may have.*) Congratulations! Lead Cheer!!

Bear Den Leader – When a Cub Scout reaches Bear, he has learned much from the challenging projects he completed. To symbolize the Bear Rank we use Teddy Roosevelt, for whom our Camp Roosevelt is named. He is another outstanding President. Teddy Roosevelt accepted many challenges during his life. (*Call forward boys to receive Bear Badges. Call their parents, too. Present badges to parents who will present them to their sons. Do other ceremonial rituals your Pack may have.*) Congratulations! Lead Cheer!!

Webelos Leader – When a boy joins a Webelos Den, he is ready to earn the Webelos Adventure pins, which are more challenging than Wolf and Bear Adventures. We symbolize this with an outstanding president, Abraham Lincoln, who started as a poor boy in a log cabin and became the 16th President of the United States. These are Scouts who have worked their way from Bobcat to Webelos Den. *(This is a graduation to the Webelos Den. Call forward boys to receive Webelos Neckerchiefs, Colors, books and/or whatever you present to Scouts as they move to the Webelos Den. Call their parents, too. Present to parents who will present them to their sons.)* Congratulations! Lead Cheer!!

Webelos Leader – Webelos Scouts earn Adventure Pins that help them learn about many new interests and pave the way for future Scouting. Webelos Scouts learn more about the outdoors and go on overnight camping trips with their adult partners. We symbolize these Adventures with John F. Kennedy, who believed in physical fitness and loved the outdoors. *(Call forward boys to receive Adventure Pins. Call their parents, too. Present Adventure Pins to parents who will present them to their sons. Have one Scout say a few words about each badge presented.)* Congratulations! Lead Cheer!!


Cubmaster or Webelos Leader – As the Webelos Scout progresses toward being a Boy Scout, he earns the Webelos Badge by being active in his den for three months, working with an adult family member to complete the exercises in the Parent Guide in his Webelos Book, and earning five Core Webelos Adventure pins and 1 Elective Adventure pin. We symbolize this area of Scouting with Gerald Ford, who was the first president who had earned the rank of Eagle as a youth. *(Call forward boys to receive Webelos Badges. Call their parents, too. Present to parents who will present them to their sons. Do other ceremonial rituals your Pack may have.)* Congratulations! Lead Cheer!!

If you have Scouts who are receiving the Arrow of Light at this meeting, announce that the Arrow of Light will be presented with a unique ceremony as befits its importance.

LEADER RECOGNITION HERE'S TO THE SCOUTERS' SPOUSES

Utah National Parks Council

Obtain Scouter's Husband awards (#33765) and Scouter's Wife Awards (33766) from National Supply (www.scoutstuff.org) or your local National Shop.



Fill In the information and sign them.

Then at a Pack Meeting (Blue & Gold?) call them forward, read *Here's to the Scouters' Spouses* and present the certificates.

Here's to the Scouters' Spouses By Carol Shaw Lord

You quietly sit
While we threaten to quit
And encourage us to keep on a tryin'.
Without you being strong
We wouldn't last long
You're the one's we always rely on.

You listen (without squawks)
While we practice our talks
While we're gone you pick up the slack.
You do our share of chores,
And butler the doors,
And help keep us on the right track.

Here's to our spouses
Who care for our houses,
That's great help we could never hire.
Why, you hardly even mutter
While the house fills with clutter
As the Scouting stuff piles ever higher.

For all your warm greetings,
When we come from our meetings,
And helping us out in a crunch,
For manning the phone,
And your struggles alone,
We say to you all, thanks a bunch!

SONGS

The Travel Song

Sam Houston Area Council

Tune - BINGO

If you like rodeos and horses
Then you should visit here;
T-E-X-A-S, T-E-X-A-S, T-E-X-A-S
And shout a loud yee-haw!

If you like syrup from maple trees
Then you should visit here;
M-A-I-N-E, M-A-I-N-E, M-A-I-N-E
Just watch out for the cold.

If you like farms that grow potatoes
Then you should visit here;
I-D-A-H-O, I-D-A-H-O, I-D-A-H-O
At all three meals, what fun!

If you like seeing whales and glaciers
Then you should visit here;
A-L-AS-K-A, A-L-AS-K-A, A-L-AS-K-A
And pack an extra jacket.

For fun and adventure all around
You should visit someplace here
The Great-U-S-of-A, The Great-U-S-of-A,
The Great-U-S-of-A
And share your Scouting spirit.

Where Shall We Visit Today?

Sam Houston Area Council

Tune – Home on the Range

Oh give me a train, or a boat, or a plane,
That will carry us Cubs far away.
To Orlando or Nome, let us wander and roam,
And find new things to do every day.

Chorus:

Hike, hike on a trail,
Or float over waves all the day,
Or soar through the clouds, far over the
crowds,
But be home before dinner each day.

In a row boat we'll glide, to see the Chesapeake tide,
Take a trip to Seattle to fish.
Our adventure is great, so be sure to save the date,
And we can go anywhere that we wish.

Chorus

Oh, the San Diego zoo, is looking good too,
How about a climb up to Pike's Peak?
Or deep on the floor, the Great Salt Lake to explore,
Cub Scouting journeys are always a treat!

You're a Grand Old Flag

by George M. Cohan

Sam Houston Area Council

You're a grand old flag,
You're a high flying flag
And forever in peace may you wave.
You're the emblem of
The land I love.
The home of the free and the brave.
Ev'ry heart beats true
'neath the Red, White and Blue,
Where there's never a boast or brag.
Should auld acquaintance be forgot,
Keep your eye on the grand old flag.

Up The Cub Scout Mountain

Sam Houston Area Council

Tune – Clementine

Rocky Mountains, Appalachians,
And Sierras reaching high.
Cub Scouts climbing up the mountain
Striving hard to reach the sky.

First the Tigers, with their parents,
Learning as they climb along.
Then the Wolf den hits the Cub trail,
Hear them as they sing their song.

Now the Bears are climbing upward,
Heading up the trail they chose.
As they climb their hearts are set on
Their next hike as Webelos.

Boldly Flies Our Flag

Baltimore Area Council

(Tune: Scout Vesper)

Boldly flies our flag this day,
Cause of brave men's deeds displayed,
Freedoms backed by worlds so strong,
Written by forefathers gone,
We stand up straight and true and proud,
Hand salute old glory now,
Red & white, a field of blue,
50 stars that shine so true.

Fly Your Flag

Baltimore Area Council

(Tune: Row, Row, Row you Boat)

Fly, fly, fly your flag,
On our holidays,
Be a loyal citizen,
In this and other ways.

If Your Name Starts With....

Northwest Suburban Council

tune: If You're Happy and You Know It

- If your name starts with **A** turn around.
- If your name starts with **B** touch the ground.
- If your name starts with **C** then stand up and touch your knee.
- Clap your hands if your name starts with **D**.
- If your name starts with **E**, wink your eye.
- If your name starts with **F**, try to fly.
- If your name starts with **G**, blow a kiss up here to me.
- If your name starts with **H**, say, "Hee, Hee."
- If your name starts with **I**, hop in place.
- If your name starts with **J**, pat your face.
- If your name starts with **K**, kneel down and stay
- If your name starts with **L**, shout, "Hooray!"
- If your name starts with **M**, make me smile.
- If your name starts with **N**, shake awhile.
- If your name starts with **O**, put your elbow on your toe.
- If your name starts with **P**, say, "I know."
- If your name starts with **Q**, raise your hand.
- If your name starts with **R**, you should stand.
- If your name starts with **S**, you should pat your head, I guess.
- If your name starts with **T**, say, "Oh, yes!"
- If your name starts with **U**, touch your eye.
- If your name starts with **V**, pat your thigh.
- If your name starts with **W,X,Y or Z**,
- Then stand up a take a bow and say, "That's me!"

When I See The Flag

Baltimore Area Council

(Tune: Amazing Grace)

Go to

<http://www.niehs.nih.gov/kids/lyrics/amazing.htm>

to hear the tune

The stars and stripes fly o'er my home,
 A land where all are free,
 The United States of America,
 The land of liberty.
 I'm proud to be American,
 When I see our flag up high,
 Red, white and blue, the banner waves,
 Against the sunny sky.

What Did Delaware, Boys?

Catalina Council

Oh, what did Delaware, boys, oh, what did Delaware?
 Oh, what did Delaware, boys, oh, what did Delaware?
 Oh, what did Delaware, boys, oh, what did Delaware?
 I ask you now as a personal friend, what did Delaware?
 She wore her New Jersey, boys, she wore her New Jersey.
 She wore her New Jersey, boys, she wore her New Jersey.
 She wore her New Jersey, boys, she wore her New Jersey.
 I tell you now as a personal friend, she wore her New Jersey.

Continue verses with other states:

Florida: Oh, how did FLORI-DIE (Flora die), boys?
 Missouri: She died in MISSOURI (misery), boys.
 Iowa: Oh, what does IO-WA (Io weigh), boys?
 Washington: She weighs a WASHING-TON, boys.
 Idaho: Oh, what does IDA-HO (Ida hoe), boys?
 Maryland: She hoes her MARY-LAND, boys.
 Tennessee: Oh, what does TENNES-SEE, boys?
 Arkansas: She sees what ARKAN-SAS (Arkan saw), boys.
 Oregon: Oh, where has ORE-Gon (Ore-gone), boys?
 Okla: She's gone to OKLA-HOMA (Okla-home-a), boys.
 Massachusetts: Oh, what did MASSA-CHEW, boys?
 Connecticut: She chewed her CONNECTI-CUD, boys.

Point With Pride

Baltimore Area Council

(Tune: Yankee Doodle)

Go to <http://www.niehs.nih.gov/kids/lyrics/yankee.htm> to hear the tune

America is beautiful,
 With views beyond compare,
 So let's always stash our trash,
 And show her that we care.

Come on guys, let's do our part,
 And clean our countryside.
 And everywhere that we will go,
 We can point with pride!

Every litter bit hurts you,
 Remember this my friend.
 If you don't show us that you care,
 Where will our country end?

Flags of America*Catalina Council*

Tune: Yankee Doodle Dandy

We're the flags of America,
 We're as proud as we can be,
 Fifty flags of colors all so bright,
 Unitedly flying tonight.
 Representing peace and freedom,
 To all those who show respect,
 So when you see us flying high,
 Just stop and take a minute,
 To thank the mighty Lord above,
 For all that he has given.

BANQUET TIME*Great Salt Lake Council*

Tune- On Top of Old Smoky

Our Blue and Gold banquets,
 The best in the town,
 We celebrate Scouting,
 While gulping food down,
 Cub Scouting's a pleasure,
 And eating is too!
 Do pass the fried chicken,
 Yea, the Gold and the Blue.

STUNTS AND APPLAUSES**APPLAUSES & CHEERS****State Slogan Cheers***Jim Jones, Great Salt Lake Council*

- ☞ Print the State Slogan on the back of large outlines of the States.
- ☞ When a cheer is called for, have someone pick a state and lead the audience in the cheer on the back. *See List in Theme Ideas*

Sam Houston Area Council

The ABC Cheer. Divide the group into three smaller groups. Assign to each group either "America," "Beautiful," or "Country." Point to different groups and have them yell out the word. Vary your speed.

Baltimore Area Council

Fourth of July Cheer: Stand up straight and shout "The rockets red glare!"

Firecracker Cheer: Strike a match on the leg, light the firecracker, make noise like fuse "sssss", then yell loudly "BANG!!"

Catalina Council

Statue of Liberty Stand and raise imaginary torch and say, "Welcome to America!"

Mount Rushmore: Chant in unison
 Washington, Jefferson, Lincoln, Roosevelt

America

Spell America three times, then yell "Cub Scouts" twice, then yell USA – like so -
 A-M-E-R-I-C-A, A-M-E-R-I-C-A, A-M-E-R-I-C-A;
 Cub Scouts, Cub Scouts, USA

Abe Lincoln Cheer

That was great! (short pause) HONEST!

Constitution Cheer

We the people, APPROVE!

RUN-ONS**WASHINGTON'S FAREWELL ADDRESS***Great Salt Lake Council*

It is announced that a member of the pack has memorized Washington's Farewell Address and is about to do a dramatic portrayal of it. A boy emerges dressed as Washington and delivers his farewell address:

Washington: Bye, Mom!" (He exits the stage.)*Catalina Council*

Cub 1: Why aren't you doing very well in history?

Cub 2: Because the teacher keeps asking about things that happened before I was born!

Cub 1: Do you know the 20th President of the US?

Cub 2: No, we were never introduced !

Cub 1: Abraham Lincoln had a very hard childhood, he had to walk 7 miles to school everyday.

Cub 2: Well he should have got up earlier and caught the school bus like everyone else !

Cub 1: What did they do at the Boston Tea Party ?

Cub 2: I don't know, I wasn't invited!

Cub 1: How did you do in your tests ?

Cub 2: I did what George Washington did !

Cub 1: What was that ?

Cub 2: Went down in history !

Cub 1: Which amendment gives you the right to pull up your sleeves?

Cub 2: I don't know.

Cub 1: The Second Amendment – the right to bare arms.

Cub 1: What did Paul Revere say when he got on his horse?

Cub 2: Giddy up horsey !

*Great Salt Lake Council***Cub #1** What three states have the most cows?**Cub #2** I don't know. Which ones?**Cub #1** Cow-lorado, Moo-ssouri, and Cow-lifornia.**Cub #1** What did they do at the Boston Tea Party?**Cub #2** I don't know, I wasn't invited.

Baltimore Area Council

Two boys (for Cubs use two adults) enter carrying a boy from a pole.
The emcee asks what they are doing.
The one hanging from the pole replies. "I'm just hanging around."
The two men supporting the pole respond by (gently) "dropping the subject" on the ground.
What is the difference between a Cub Scout going to the second floor of the Empire State Building and a Cub Scout looking up the stairs the Empire State Building?

One is stepping upstairs and the other is staring up steps.

Only in America

Alice, Golden Empire Council

Only in America.....
can a pizza get to your house faster than an ambulance.
Only in America.....
do people order double cheese burgers, large fries, and a DIET Coke.
Only in America.....
do banks leave both doors to the vault open and then chain the pens to the counters.
Only in America.....
do we leave cars worth thousands of dollars in the driveway and put our useless junk in the garage.
Only in America.....
do we use answering machines to screen calls and then have call waiting so we won't miss a call from someone we didn't want to talk to in the first place.
Only in America.....
do we buy hot dogs in packages of ten and buns in packages of eight.
Only in America.....
do they have drive-up ATM machines with Braille lettering.

JOKES & RIDDLES

Sam Houston Area Council

Cub #1: What starts with T, is filled with T, and ends with T?
Cub #2: A teapot!
Cub #1: Do you know what's at the end of the road?
Cub #2: The letter D!
Cub #1: What is a lion's favorite state?
Cub #2: Maine!
Cub #1: What is an artist's favorite state?
Cub #2: COLOR-ado!
Cub #1: What body of water do you find between the Atlantic and Pacific oceans?
Cub #2: Tennes- SEA!

Mayflower Run On

Alice, Golden Empire Council

Cub #1 My aunt is always late.
Cub #2 Why is that?
Cub #1 I guess it's because of her ancestors.
Cub #2 What do her ancestors have to do with her being late?
Cub #1 My dad says her ancestors arrived in America on the JUNE Flower!

Always Safe? Run On

Alice, Golden Empire Council

Cub #1: Why is an American astronaut like a football player?
Cub #2: I don't know. Why IS an American astronaut like a football player?
Cub #1: They both like to make safe touch-downs.

Catalina Council

What did Delaware? She wore her New Jersey.
What did Idaho? She hoed her Maryland.
What did Tennessee? She saw what Arkansas.
Which is the friendliest state? O-hi-o.
What do people from Minneapolis call a small soda?
A mini-soda.
Where do cows go on vacation? Moo York.
Who should you call when you find Chicago, Ill?
Baltimore, MD.
Can you name the capital of every state in the union in less than fifteen seconds? Yes, Washington, D.C.
Which ex-U.S. presidents are not buried in the US?
Jimmy Carter, George H.W.Bush, Bill Clinton, George W Bush, and Barack Obama

Knock, knock Who's there? Abraham Lincoln. Abraham Lincoln who? Don't you know who he is?	Knock, knock Who's there? George Washington. George Washington who? You really don't know much, do you?
---	---

SKITS

Radio Wanderer

Sam Houston Area Council

Materials: a chair, a table, and a big radio

Setting – As many Scouts as there are in a den. Adapt this skit by adding lines or taking away lines. One Scout sits in front with the radio. Be sure to practice this – timing is very important. The other Scouts are behind the stage with a microphone. They are the radio voices.

Scene – Cub Scout #1 enters, sits in the chair, and turns on the radio. He changes the station often.

Cub 2: Today in Houston, Texas it will be hot and humid with a high of 95 degrees and a 30% chance of rain. Boy, do we need the rain, so everyone be sure to carry your ...

(Cub #1 changes radio station.)

Cub 3: Alligators were seen again carefully crossing the streets in Destin, Florida yesterday afternoon, and while you may be tempted to get close and take some pictures, folks, please be careful! Alligators are known for their big...

(Cub #1 changes radio station.)

Cub 4: Hands the ball to number 16 on the basketball team and he easily dribbles down the court for a basket! This team is hot, ladies and gentlemen. With the win today, they are on their way to Los Angeles, California for ...

(Cub #1 changes radio station.)

Cub 5: Ice Cream. Get your ice cream! Up here in Waterbury, Vermont at the Ben & Jerry's factory, we are enjoying the tour of the world famous ice cream design studio. In fact, we're about to get a chance to taste the newest flavor...

(Cub #1 changes radio station.)

Cub 6: Spongebob Squarepants is up next boys and girls and you won't want to miss this episode. Right after a word from our sponsor, he and his buddy Patrick plan fun and adventure on a field trip to...

(Cub #1 changes radio station.)

Cub 7: The Mojave Desert in Arizona is the topic of our historical perspective this afternoon. Actually taking up parts of Arizona, Utah, Nevada, and Southern California, the Mojave Desert is named after the Mojave Native Americans, who occupy 51,000 square miles of this region. This desert will

sometimes see snow in the winter, and many forms of wildlife like the...

(Cub #1 changes radio station.)

Cub 8: Cub Scouts of Pack ____ are celebrating a The National Treasures of the USA at the Pack Meeting this evening to highlight all the awesome Adventures they earned this month. Cub Scouting is a great way to make new friends and try new activities. If you're interested in joining, please call your local council office.

Cub #1: (Turns off the radio and turns to the audience and shrugs.) There are so many great shows on the radio – I can't decide what to listen to.

See The USA

Catalina Council

Personnel: 6 Cubs Setting:

Boys asking questions could hold up a cardboard cutout in the shape of their states.

All: See the USA in your Chevrolet. America is asking you to call. (This is repeated between each of the questions.)

Cub # 1: I am known as the Garden State. People in my towns often work in factories. I was admitted to the Union in 1787. Who am I? (New Jersey)

Cub # 2: I am in the Northwest and am known as the Evergreen State. People in my towns might work in the lumber industry. They might even make airplanes or computer software. I was admitted to the Union in 1889. Who am I? (Washington)

All: See the USA in your Chevrolet. America is asking you to call.

Cub # 3: I am on the banks of the Mississippi River. People in my towns are sometimes farmers who grow corn. My capital is Des Moines. I was admitted to the Union in 1846. Who am I? (Iowa)

All: See the USA in your Chevrolet. America is asking you to call.

Cub # 4: I am the largest state in the United States. Most of my land is still wilderness. The people in my towns work in the fishing industry. I was admitted to the Union in 1958. Who am I? (Alaska)

All: See the USA in your Chevrolet. America is asking you to call.

Cub # 5: I am known as the beehive State. People in my towns work on farms and in business. I was admitted to the Union in 1896. Who am I? (Utah)

All: See the USA in your Chevrolet. America is asking you to call.

Cub # 6: I am located in the Southwest. Within my borders are high plains, majestic mountains, and dry deserts. I was admitted to the Union on Valentine's Day in 1912. Who am I? (Arizona)

All: See the USA in your Chevrolet. America is asking you to call.

AMERICA THE BEAUTIFUL

Great Salt Lake Council

SET UP:

- Den Leader (DL) and 7 Cub Scouts
- Curtains on stage - behind which is U.S. Flag (Either a painting, or a print or a real flag opened out flat - blue in upper left corner).
- Artist's Smock for each Cub, large paint brush and paper palettes.

STORY:

DL: We are honored to have as our guests a group of famous artists, who are going to combine their efforts and talents to paint us a great masterpiece. As they are introduced they will tell you what their contributions will be.

Cub # 1: I will paint for you the tradition and charm of New England, showing you the fishing and boating industries of its rugged coast and its historic heritage. (Steps behind curtain.)

Cub # 2: I will portray through my brush the tremendous harbors of New York City; the melting pot of peoples from many lands that make up its teeming population. (Steps behind curtain.)

Cub # 3: My artistry will show you the charm of our Southland, the beauty of its magnolias and azaleas, the strength of its struggle through and after the Civil War years; and the contrast of the serenity of Kentucky's bluegrass country with old New Orleans at Mardi Gras time. (Steps behind curtain.)

Cub # 4: May I add to our canvas just a little of the beauty of our great Midwest; cosmopolitan Chicago; Detroit, the automobile capital of the world; the waving grain of the rolling plains; and the deep blue of the ten thousand lakes of Minnesota. (Steps behind curtain.)

Cub # 5: Our great South and Mid-west will be a task to portray, BUT no mere picture can convey the majesty of the Grand Canyon, the beauty of the Painted Desert, the expansiveness of Texas or the splendor of the Colorado Rockies; the fantastic land of geysers, Yellowstone Park, or the Great Salt Lake in Utah. (Steps behind curtain.)

Cub # 6: Our beautiful West Coast reaches from the hot Mexican border to the cold snows of Alaska. In

between, we find Hollywood's glamour, the Golden Gate Bridge of San Francisco, towering redwood, sequoia, and Douglas fir trees, the beauty of Oregon's Crater Lake, and majestic Mt. Rainier in Washington. Where once rough, tough gold prospectors were found in Alaska, now tourists spend happy summers experiencing, among other things, Denali and the wilderness of our largest state. (Steps behind curtain.)

Cub # 7: I will complete our picture with the waves of the famous Waikiki Beach, with Diamond Head volcano in the background of the exotic metropolis of Honolulu. Our newest State, Hawaii, with its blue waters and active volcanoes makes for a lush tropical paradise. (Steps behind curtain.)

DL: And now for the unveiling. May I present our great masterpiece!

As the curtains are slowly parted and "America the Beautiful" is played, the flag is solemnly shown, with the "artists" standing on each side of the United States Flag they just "painted".

America

Catalina Council

Characters: 7 Cubs, 6 wearing costumes depicting themes related to the states. All seven carrying a letter spelling out **America**

Set Up: At first only the letters A, M, R, I C. A come out and line up. E stays off stage.

Cub # 1: (Letter A) Rhode Island:

Small in size, large in heart,
Freedom of worship gave us our start;
One of the original thirteen,
Home of Roger Williams and Nathaniel Greene;
Many Americans daily are fed,
By our state bird, the Rhode Island Red.

Cub # 2: (Letter M) Mississippi:

Look away, look away, Dixieland
Many brave men at Tupelo and Vicksburg took their stand;
Magnolias still bloom and mockingbirds still sing,
But the Natchez Trace with voices no longer ring.

Cub # 3: (Letter R) Colorado:

First came the real mountain men,
The trappers and traders
Then gold seekers and railroaders;
Finally coal miners gave way to skiers and oil,
John Denver sought and Robert Redford still seeks
to save our soil.

Cub # 4: (Letter I) Idaho:

The River of No Return halted Lewis & Clark temporarily,
Traders, farmers and shepherders followed their trail merrily;
Today, tourists gaze in awe at the wonders they saw,
And even eat our famous potatoes raw!

Cub # 5: (Letter C) Arizona:

Navajo, Hopi, Apache, were led by Cochise and Geronimo;
Our large Indian population continues to help us grow;
Copper, cotton, cattle, citrus & climate are the "C's"
That have proven to be economic key.

Cub # 6: (Letter A) Alaska:

North to Alaska was the cry, Gold fever was the reason why;
Seward's Folly was no more, But it was 1959 before America officially opened its door;
The Alcan highway was the first link, The pipeline added strength.

(Boys look for the missing letter)

Cub # 7: "E": Isn't this neat?

(Comes running on stage)

Without me there is no America.

I represent Everyone,

And that's what makes America complete

Boys line up in proper order AM_RICA then E comes on last.

CLOSING CEREMONIES

A Tour of the USA by the Letters

Sam Houston Area Council

Supplies – Make a map of the United States with the following listed cities highlighted

Introduction: "A tour of the USA by the letters."

The ceremony –

☞ Have everyone stand and sing the "Star-Spangled Banner" (or other patriotic song)

☞ After the song, have Scouts read off a name from the list and point it out on the map.

Do this alphabetically.

Assign boys multiple parts, if needed

Cub # 1: Anchorage, Alaska

Cub # 2: Boston, Massachusetts

Cub # 3: Cherokee, Kansas

Cub # 4: Dover, Delaware

Cub # 5: Everglades, Florida

Cub # 6: Freedom, California

Cub # 7: Gallup, New Mexico

Cub # 8: Hartford, Connecticut

Cub # 9: Independence, Missouri

Cub # 10: Jefferson, Iowa

Cub # 11: Knoxville, Tennessee

Cub # 12: Lincoln, Nebraska

Cub # 13: Montgomery, Alabama

Cub # 14: Neptune, New Jersey

Cub # 15: Oshkosh, Wisconsin

Cub # 16: Providence, Rhode Island

Cub # 17: Quartzite, Arizona

Cub # 18: Revere, Minnesota

Cub # 19: Sleepy Hollow, Wyoming

Cub # 20: Tornado, West Virginia

Cub # 21: Ulysses, Pennsylvania

Cub # 22: Vermillion, South Dakota

Cub # 23: Washington, DC

Cub # 24: Xenia, Ohio

Cub # 25: Yakima, Washington

Cub # 26: Zapata, Texas

CM From A to Z, Scouts do exciting things all over our great land.

Flag Closing

Sam Houston Area Council

Setting – color guard, Cubmaster (or 5 Cub Scouts, each reading one verse of the poem)

Scene – Cubmaster (or 5 Cub Scouts) reads the poem below as color guard slowly retires the flag.

Cub # 1:

We watch the flag as it passes by
A flash of color against the sky;
Its fifty stars are a dazzling white
As those few that shown by the dawn's first light.

Cub # 2:

The brave, bright red that will never fade
By the blood of men's sacrifice was made.
The white, for our nation's purity
Can be kept from stain by you and me.

Cub # 3:

The blue, the vastness of God's own sky,
His promise that freedom shall never die.
The mighty cities, the farmlands fair,
The many churches for praise and prayer.

Cub # 4:

The chance to do and the chance to be
In a land our forefathers fought to free.
The hope that the world is looking for
Our good will for peace but our strength for war.

Cub # 5:

All these are the flag of our dear land
A symbol we cherish and understand.
As we bare our heads and our hearts beat high
As our flag, "Old Glory" is passing by.

Ideals*Baltimore Area Council*

- Set Up:** Eight Cubs each with a placard with his phrase on front and his part in LARGE print on the back.
- Cub # 1:** DO YOUR BEST in everything you do on life's way.
- Cub # 2:** ALWAYS BE FRIENDLY to brighten other people's day.
- Cub # 3:** GIVE AWAY YOUR SMILES for 'tis rewarding indeed.
- Cub # 4:** BE PREPARED to help others in their daily need.
- Cub # 5:** BE HONEST AND SINCERE towards others you meet.
- Cub # 6:** BE LOYAL AND TRUE a most commendable feat.
- Cub # 7:** COUNT YOUR BLESSINGS, being thankful each day for life's opportunities that come your way.
- Cub # 8:** Good night to each and every one of you. May these thoughts stay with you your whole life through.

Liberty*Catalina Council*

- Personnel:** Narrator and seven Cub Scouts.
- Equipment:** Seven large card, each with a letter to form the word **Liberty**.
- Setting:** In order, each Cub Scout steps forward turning his card so that the letter maybe seen by the audience and recites the phrases given below.
- Narrator:** The word "Liberty" is held so dear. Each letter is a symbol of this nation held together by love, not fears. Man has fought and died in years gone by, but the meaning stays the same for you and I.
- Cub # 1:** **L:** L is for **Laws** made for the protection of all
- Cub # 2:** **I:** I is for **Ideals** who's standard shall not fall
- Cub # 3:** **B:** B is for **Bravery**, for all, not a few
- Cub # 4:** **E:** E is for **Equality** upheld through and through
- Cub # 5:** **R:** R is for **Religion**, a matter of choice
- Cub # 6:** **T:** T is for **Truth**, which we are free to voice.
- Cub # 7:** **Y:** Y is for **Youth** inspired from the start.
- All:** It's all up to you - so do your part!

Americanism*Catalina Council*

- Or maybe you would prefer this as an opening CD*
- Personnel:** 11 Cubs
- Equipment:** Card with part on the back and large capitol letters on front to spell out **Americanism**.
- Cub # 1: A is for Advantages**
We have so many more;
Because we are American
Let us give thanks therefore.
- Cub # 2: M Is For Majority**
Decision by the most;
That's the rule we follow
From coast to rugged coast.
- Cub # 3: E Is For Education**
Available to all;
So every last American
Stands up straight and tall.
- Cub # 4: R Is For Religion**
We worship as we will;
A right we'll always cherish
And let no evil kill.
- Cub # 5: I Is For Independence**
That our fathers once declared;
Our nation rose to greatness
Because these brave men dared.
- Cub # 6: C is for Citizenship**
Of which we can be proud;
So let's proclaim it daily
And do it long and loud.
- Cub # 7: A is for Assembly**
To gather as we might;
That's another privilege
Another previous right.
- Cub # 8: N Is For The News**
A press that's always free;
A sentinel on watch
To guard our liberty.
- Cub # 9: I is for Impartial**
Equal justice for us all;
Law — the same for everyone
The great, the poor, the small.
- Cub # 10: S Is For Our Speech**
Though others may disagree;
You may still express yourself
Because our speech is free,
- Cub # 11: M Is For Our Motto –**
And that is why we say,
"In God We Trust, To live
The good American way.

CUBMASTER'S MINUTES

Do Your Best

Sam Houston Area Council

Every Cub Scout should accomplish something worthwhile each day. Each day's accomplishments should be a little better than the day before. Stand by a window with your room dark and look out into the night, and ask yourself this simple question: Have I done my best today? Then each day, vow to do better than the day before. If all of us do that, and keep our promises, we will have the best Cub Scout pack in the country. Before we close, I want to ask you a question. Answer it silently to yourselves. "Have you done your best today?"

Remembering our X Y Zs

Sam Houston Area Council

We often look at the ABC's of Cub Scouting. You might say ABC's stands for All Boys Can and then you fill in the blank of what comes next. All Boys Can Succeed. All Boys Can Play. All Boys Can Achieve. These are wonderful aspirations for our Cub Scouts. There are other words, not so impressive, that we could have used to fill in those blanks. But that's not Scouting!

In Cub Scouts, we look at the Character Compass notes in our books, we discover fitness and citizenship qualities, and we have a welcoming spirit that engages all the young men. As we end tonight, we've traveled through our alphabet following a most unique path, as one would expect from Cub Scouts. At the end of our path, we've found XYZ. Let us remember the XYZ's of Cub Scouting, too –

X-ceptional Young men with a Zest for adventure.

Freedom Closing Thought

Baltimore Area Council

Freedom is a breath of air,
Pine-scented, or salty like the sea.
Freedom is a field newly-plowed,
With furrows of democracy.

Freedom is a forest,
Trees tall and straight as men.
Freedom is a printing press,
The power of the pen.

Freedom is a country church,
A cathedral's stately spire.
Freedom is a spirit,
That can set the heart on fire!

God Bless America

Catalina Council

Narrator: "God Bless America" is a prayer that is in every heart. While the statesmen of the world are seeking paths to peace, we can ask ourselves, "What is the strength of America"? What are the secrets of our nation's power?

An agriculturalist might have you believe America's strength lies in its soil. A merchant would say that a nation's power rests in its commerce. A manufacturer might say that it is in technology, in machinery and in the skilled labor to operate plants to manufacturer products. A politician might contend that a nation's strength is in national policies. An educator might declare that knowledge is a nation's power and that our country's greatness is in its learning. A scientist would say that a nation's power is in science, in the products of the laboratory. The military man most likely would insist that a nation is great according to its weapons and military strength.

But America's real strength is the character of her people. It took character to survive that first winter at Plymouth Rock and that other winter at Valley Forge. It took character to pack your things into a rickety wagon and push off into a land of vague promise and specific terror. It took character to tell a nation that slavery was wrong, to say that might is not right.

Because character is needed today more than ever before, the Boy Scouts of America is concerned more than ever about building strong character in boys. We want to guarantee that America is as strong in this space age as it was at its birth. Will everyone please stand and join me in singing "God Bless America"?

Baden-Powell & Gilwell Island

Great Salt Lake Council

In 1907. Baden-Powell took 21 boys with him to Brownsea Island, off England's southern coast, for what was to be the world's first Scout camp. It was successful beyond his wildest dreams. Because of this beginning, Scouting spread around the world to America and over 100 other countries.

Today, there are more than 15 million Scouts and Scouters around the world. Time changes many things, but the aims of Scouting are the same as when it started. Please stand, give the Cub Scout Sign, and say the Scout Law (or Oath, your choice).

Freedom*Trapper Trails Council*

We shouldn't take our freedom for granted. Our right of free speech, to worship as we choose, and to enjoy the freedom we have as Americans. Our freedom is often taken for granted. There was a time in our history when man could only hope for these freedoms. And now they have become reality. Our freedom is a result of courage and sacrifice of thousands of our forefathers. Let us remember what is cost these men to provide our freedoms today and help our land remain free for those citizens of tomorrow.

CUB GRUB

Cub Grub is in PART I of Baloo's Bugle, Fun Stuff. But here are a few extras -

Homemade Natural Playdough*Alice, Golden Empire Council***Ingredients**

- ✓ 1 cup of flour (whatever you have)
- ✓ 1/4 cup of salt
- ✓ 1/2 cup of water
- ✓ 3 to 5 drops of desired food coloring

Instructions

1. Mix together the flour and the salt.
2. Mix together~ cup of warm water with a few drops of food coloring.
3. Slowly pour the water into the flour mixture, stirring as you pour.
4. Stir until combined,
5. Then knead with your hands until the flour is completely absorbed. If the dough is too sticky, add more flour until it doesn't stick at all.

Eventually, the meeting will be over. This means you'll have to find a place to store your play dough. Make sure whatever you select is an airtight container. Use glassware with a lid, recycled plastic containers, or even real Play Doh containers.

Johnny Applesed Smiles*Alice, Golden Empire Council*

These also go great with the GSA Brownie Smile Song – Alice.

Ingredients

- ★ Red medium apple, cored & sliced
- ★ Peanut butter or cream cheese
- ★ Tiny marshmallows

Directions

- ✓ Spread one side of each apple slice with peanut butter.
- ✓ Place 3 or 4 tiny marshmallows on top of the peanut butter on one apple slice.
- ✓ Top with another apple slice, peanut butter side down.
- ✓ Squeeze gently.
- ✓ Eat right away.

Walking Veggie Salad*Alice, Golden Empire Council***Ingredients:**

- ★ One green, yellow or red pepper
- ★ One bunch of celery
- ★ 1 carrot
- ★ Jicama, with outer skin removed
- ★ Ranch or favorite dressing

Directions:

- ✓ Wash all vegetables.
- ✓ Cut the pepper in half, and clean out the seeds from inside.
- ✓ One side will be your "bowl."
- ✓ Cut the other side into strips.
- ✓ Cut the carrot, celery and jicama into strips about 4" long.
- ✓ Add some dressing or dip in the bottom of your "bowl"
- ✓ Add your veggie strips, with one end in the dressing.
- ✓ Now you can enjoy your walking veggie treat – with your favorite dip!

Walking Fruit Bowl*Alice, Golden Empire Council***Ingredients:**

- ★ 1 orange,
- ★ 1 Banana,
- ★ Grapes,
- ★ 1 apple, *or any favorite fruit*

Directions:

- ✓ Wash all fruit.
- ✓ Cut orange in half and remove fruit, then cut into sections. You now have two "bowls."
- ✓ Cut other fruits into cubes or strips.

- ✓ Add a favorite dip or dressing in the bottom of your orange “bowl” and enjoy your walking fruit treat – with your favorite dip!

Irish Scones- in honor of March 17th

Alice, Golden Empire Council

This takes only about 35-45 minutes, so if you have the ingredients ready and make up your batter at the beginning of the meeting, you can actually do this in a den meeting – or make them to share with everyone at the Pack Meeting - just make a larger batch and cut the scones into half size when done - Alice.

Ingredients:

- ★ 1/2 stick butter
- ★ 2 cups flour
- ★ 1 tsp baking powder
- ★ 2T sugar (optional)
- ★ 1/2 tsp salt
- ★ 1/4 pint milk
- ★ 1 egg beaten with a little milk
- ★ Makes 12 scones

Directions:

- ✓ Heat the oven to 400F
- ✓ Grease and flour a baking sheet.
- ✓ Sieve the flour into a bowl and add the butter, baking powder and salt.
- ✓ Quickly rub the butter into the flour until the mixture resembles fine breadcrumbs. Add the sugar if desired and stir.
- ✓ Make a well in the center of the dry mix and using a dinner knife, stir in enough milk to make a soft, pliable dough.
- ✓ Turn the mixture on to a floured board and knead very lightly until just smooth then lightly roll out to 3/4" thick.
- ✓ Cut 6 - 8 rounds (or as many as your dough will make) with a 3" cutter or cut into triangles with a sharp knife.
- ✓ Place on the baking tray and brush with the beaten egg and milk mixture.
- ✓ Bake near the top of oven for 15 minutes or until golden brown and well risen.
- ✓ Cool on a wire rack before eating.
- ✓ Serve with butter, jam or clotted cream.

Fruit Scones

Add 1/4 cup currants or sultanas or chopped dates to the dry ingredients in the basic recipes.

Cheese Scones

Add 1/2 cup grated cheese and 1/2 tsp dry mustard powder to the mixture after rubbing in the fat and flour and continue with the basic recipe. Sprinkle the scones with 1/2 cup more grated cheese before baking the scones in the oven.

GAMES

State Nickname Charades

Jim Jones, Great Salt Lake Council

- ✎ Put a few of State Nicknames from you area, or some of the easier to act out in a container and have someone draw them out and try to act them out as the audience tries to guess what the Nickname is and what State it is from.
- ✎ Pick the States you use carefully as some State Nicknames will be more difficult to do than others. *See List in Theme Ideas*

ABC Memory Game

Catalina Council

This is a good one for parents and siblings, too.

Materials: None **Directions:**

- A:** One person starts the game by saying: “As I was traveling through the woods, I placed an apple in my bag. (or anything that begins with the letter A).
- B:** The next player names the A item and adds something starting with B - For example - “As I was traveling through the woods, I placed an apple and a balloon in my bag.”
- C:** Each additional player must repeat what was named and add to it something from the next letter of the alphabet.

Mistakes make it funny!

ABC Name Game

Catalina Council

Another good one for parents and siblings, too.

Materials: None **Directions:**

- A:** One person starts the game by saying a name for him (or her, if a sibling or Mom), a spouse's name, a place and a product that begin with A. For example: “My name is **Alex**. My spouse's name is **Anna**. We come from **Austin** and we sell **apples**.”
- B:** The next player gives B names, places and things. For example - “My name is **Barbara**. My spouse's name is **Brian**. We come from **Boston** and we sell **beans**.”
- C:** One more - “My name is **Christopher**. My spouse's name is **Christine**. We come from **Christmas Valley (Oregon)** and we sell **Christmas Trees**.”
- D:** Proceed through the group, the next player just makes up names, place, and item for next letter.

This game does not build. Not a memory challenge!

Travelers*Sam Houston Area Council*

- ☞ The leader tells the Cub Scouts that they are going on an imaginary trip.
- ☞ Each Scout can go anywhere he wants in the United States, but he must only use words that start with the first letter of the name of the place he is going to describe what he is going to do there.

For Example -

The leader asks the first Scout – “Where are you going?”

He might answer “San Diego.”

The leader asks him – “What are you going to do there?”

He could reply, “Sing songs” or “slurp sundaes.”

Answers can be very general.

- Going to the “country” to “chase cars” for example.
- Or, going to the “beach” to “bake biscuits.”

Geography*Catalina Council*

Divide into teams.

One team picks out a place on a U.S. map, calls out the name and challenges the other team to find it in four minutes.

If the other team gets it in the time limit, they get one point.

If they do not, the other team get the point.

The game ends when one team has earned 5 points.

Texas Rodeo!*Sam Houston Area Council*

As each Scout arrives at the pack meeting, give him a sign with his number on it. Assign numbers at random as boys arrive. Signs could be made from cake cardboard or cut up cardboard boxes or poster board.

Set up booths around the “arena” for the Scouts to visit and earn points.

- Activities could include
 - Lassoing,
 - Horse shoe throws,
 - Balloon pop, etc...
 (*See How-To Book for more ideas*)
- Scouts could bring horses made from broom handles and paper mache, or an all wood design.
- Have barrel races with 5-gallon buckets as barrels.
- Scouts with the greatest number of points could compete in a rooster crowing contest (or all Scouts could “crow” as part of a chorus.)

Minuteman Run*Catalina Council*

- The players form a circle and hold hands.
- A person who is chosen ‘It’ stands inside the circle.
- He walks around the circle, tapping each player’s hands as he says each word of the rhyme, “Red, white, blue, out goes you!”
- The two persons he taps on the word, “You”, run around the circle in opposite directions.
- ‘It’ steps into one of the empty places.
- The last one to get back to the empty place becomes ‘It’.

Ring the Liberty Bell*Catalina Council*

Equipment: Bell, Wire coat hanger, Heavy cord or rope,

Small rubber ball.

Directions:

- Bend the coat hanger into a hoop, with the hook at the top.
- Hang the bell in the middle of the hoop with the rope, and then tie the hoop from a low tree branch.
- This game may be played by individuals or teams.
- The players take turns trying to throw the ball through the hoop.
- Have a person stand on the other side of the hoop to catch the ball.
- Keep score as points are made.
 - Each time the bell is rung, the player scores three points.
 - If the ball goes through the hoop but doesn’t touch the bell, he scores two points.
 - If the ball hits the outside of the coat hanger, the player scores one point.
- Each player throws the ball only once per turn, and gets five turns.
- After everyone is finished, add up the number of points scored by individuals or teams.

FLAG FOLDING RELAY*Great Salt Lake Council*

Practice folding and unfolding a flag, relay style.

The first tiger and his partner unfold the flag,

The next Tiger and his partner fold it,

The next pair unfolds, etc.

As people arrive put them at the back of the line.

Teams who have done it can help guide the others.

We Fought Hard For Those 50 Stars*Catalina Council*

- Divide the group into equal teams, lined up a few feet away from the table.
 - Place a bowl on the table for each team.
 - Lay 50 cutout paper stars (approx. 2 inches in diameter) out on the table besides each bowl.
 - Give each player his own straw.
 - On the signal, the first player on each team, runs forward and picks up one or more stars, with one breath, by sucking on the straw.
 - He carries the star to the bowl and drops it in.
- NO HANDS.**
- He then tags the next person in line who does the same thing and the first person goes to the end of the line.
 - The first team to have all 50 stars in the bowl is the winner. (*Game can be varied to use 13 stars for a smaller group.*)

A National Tour*Sam Houston Area Council*

- ✓ Scouts sit in a circle with one Scout outside the circle. He is the tour leader.
- ✓ Each of the Scouts in the circle is given the name of a city in the United States (Austin, Baton Rouge, Carlsbad, Destin, Trenton, etc...).
- ✓ The tour leader walks around the circle and announces the next stop on the national tour.
- ✓ When a city is called (in any order), the Scout associated with that city gets up and starts following the tour leader.
- ✓ The tour leader may call as many cities, or as few, as he wants.
- ✓ When he calls 'BUS STOP AHEAD,' all the Scouts/cities rush back to the circle and sit down.
- ✓ The tour leader also tries to find a spot in the circle.
- ✓ The Scout left standing is the next tour leader.

Map Reading Relay*Sam Houston Area Council*

- ★ Divide the den into two teams.
- ★ On tables across the room/space, place maps of the United States (or your state) and a marker/pencil.
- ★ Give each Scout on the team a city to find on the map (same cities for each team).
- ★ On signal, the first Scout from each team runs to his team's map and circles his city.
- ★ When he returns (leaving the marker/pencil at the map), he tags the next Scout who runs to the map and circles his city,
- ★ The relay continues until each Scout on the team has found a spot on the map and returned to the starting point.
- ★ The team who finishes the relay first wins.

Drawing Columbus' Ship*Sam Houston Area Council*

- A pencil or marker and a piece of paper is all that is needed.
- The first player draws a line.
- He passes the pen to the next player, but keeps the pen on the paper at all times.
- Everyone has a turn, each trying to add the lines to drawing Columbus' ship.
- Having a picture available of Columbus' ship might help.

Variation: *Draw the Statue of Liberty or something famous near you.*

Heave, Ho, Throw! Relay*Catalina Council***Shorten these distances for Cub Scouts CD**

- Divide the group into two teams.
- Take one boy from each team about 20 feet from the rest of the group and have him sit in a designated spot.
- During the game, he may lean forward slightly and reach, but he cannot move from the spot.
- Give the first Scout in each line coil a rope about 25 feet in length.
- Each boy makes one throw, holding onto the end.
- The sitting Cub Scout tries to reach the rope being thrown without moving from his spot.
- Each boy in the relay line will throw the rope once, and then go to the end of the line.
- Teams score whenever the sitting boy can reach the rope thrown to him.
- One point is given for each throw that the sitting boy catches.
- The team with the most points is the winner.

Eskimo Relay*Catalina Council*

Object: The team which is able to take the longest time to get the ice cube to the end of the line.

Material:

- 2 teams of 5 or 6 players,
- 3 adult judges and
- 2 to 4 ice cubes

How to Play:

- ✓ Place each team in line with the players standing behind each other about 3 feet apart.
- ✓ Give the 1st player in each line a large ice cube.
- ✓ At the signal, the 1st player turns and places the ice cube on the neck of the next player, who must stoop over.
- ✓ The 2nd player tries to balance the ice cube as long as he can.
- ✓ As soon as it slips he must either catch it or pick it up, then turn immediately and place it on the neck of the next person.

- ✓ This continues until the ice cube has gone all the way to the end of the line.
- ✓ The judges are on hand to ensure that no one dawdles.
- ✓ The use of hands is strictly forbidden except to move the ice cube from one person to the next.

Here in America

Sam Houston Area Council

- ✓ Scouts sit in a large circle.
- ✓ The first Scout gives the name of an American city, state, town, body of water, mountain or island.
- ✓ The next Scout must use the last letter of the word given by the previous Scout as the first letter of his American location.

For example, if the first Scout says "Houston," the second Scout could say "Nebraska," and the third Scout could say "Appalachian Mountains," etc...

- ✓ This continues until a Scout repeats another Scout's word or cannot give a location in 15 seconds.
- ✓ The game continues with the next Scout.
- ✓ The last Scout to remain is the winner.

Potato Wheel-barrow Race

Baltimore Area Council

- ✓ Organize a wheel-barrow race with a team of two children--one on the floor walking on hands and the other holding up his/her feet
- ✓ Put a potato on the back of each 'wheel barrow'.
- ✓ Listen to the shrieks of glee!
- ✓ If the spud falls off, the team must return to the starting line.

American Alphabet Shuffle

Sam Houston Area Council

- Write each letter of the alphabet on a small index card.
- Place in the middle of a table and shuffle the cards.
- Divide the Scouts into 2 or 3 teams, depending on how large the group is.
- As the leader selects a card and shows it, the Scouts try to be the first on their team to name an American city that begins with the chosen letter (ex. A = Austin, Albuquerque).
- The first Scout to answer wins a point for his group.
- The team to reach a designated number of points first wins.

Patriotic Colors

Baltimore Area Council

Equipment: None

Formation: Circle

Directions:

- ✓ The leader sits in the middle of the circle, points to a player and calls 'red'.
- ✓ The player has to name an object that is red (e.g. tomato, fire engine) before the leader can count to 10 out loud.
- ✓ The same object cannot be repeated.
- ✓ If a player fails to think of an object before the leader has counted to ten, the two switch places.
- ✓ Use the patriotic colors 'red', 'white' and 'blue'.

Tug Of Peace

Baltimore Area Council

- ✎ A group of boys sit in a circle holding onto a rope placed inside the circle in front of their feet.
- ✎ The ends of the rope are tied together to make a huge loop.
- ✎ If everyone pulls at the same time, the entire group should be able to come to a standing position.
- ✎ The Tug of Peace can also be played by stretching the rope out straight and having boys sit on either side of it, facing each other in two lines.
- ✎ If both sides pull on the rope evenly, they can help each other up.

Sorry You Missed

Baltimore Area Council

- ★ Have the boys stand in a small circle while each in turn tries to toss a beanbag into a small container in the center.
- ★ If he misses he must drop out.
- ★ Each time around the boys move back a step.
- ★ Last one left wins the game.

Independence Tag

Catalina Council

'It' pursues the rest of the players and tries to touch one of them. When one has been touched, he must keep his hand on the spot where he was touched and pursue the others. His hand can not be freed from this spot until he has tagged someone else. The idea is to tag people in inconvenient places ... on the ankle, knee, etc.



Destination Center*Sam Houston Area Council***Materials –**

- One piece of stretchy elastic (like a BIG rubber band) tied in a circle, and
- A bucket for each team.

Directions –

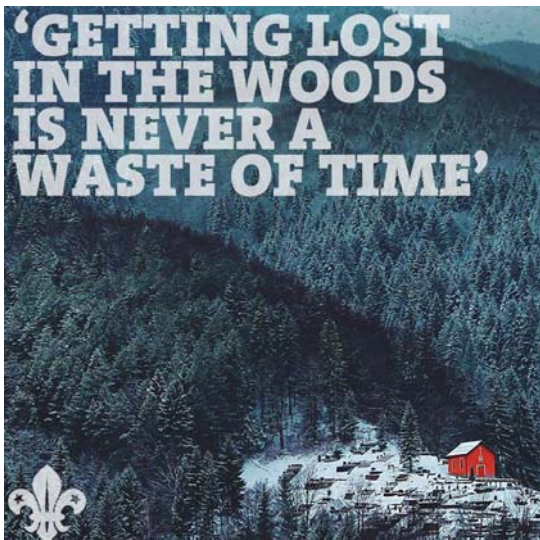
- ✓ Divide Scouts into teams.
- ✓ The team must stretch out the elastic circle and release it in such a way that it falls into the bucket.
- ✓ Each Scout must hold the elastic with two fingers (one from each hand) and the team backs away from a bucket placed at the center of their group.
- ✓ The Scouts must keep the elastic fully stretched just before the release, and they must let go of the elastic at the same time. (So, one Scout cannot throw the elastic into the bucket...)

American Foods Bingo*Alice, Golden Empire Council*

Go to www.print-bingo.com and print out Bingo cards with food categories such as Appetizer, Meat, Seafood, Fruit, Vegetable, Snack, Dessert, Camping, Potato in the squares. Each person or family gets a card and they have to fill in an American food that fits the category in each box. If you want to make it more interesting, start with foods beginning with “A,” then add a food beginning with “B” and finally “C” in each square before they yell “Bingo!” (The winning card will have three foods in each square, one each beginning with A, B, and C)

Famous American ABC Bingo*Alice, Golden Empire Council*

Follow the steps listed above, but either use blank squares that must be filled with famous American names, or use categories such as Author, Patriot, President, Sports Figure, Inventor, Founding Father, Astronaut, etc.

**PACK ACTIVITIES***Catalina Council*

- ✓ Choose a city or an historical site to highlight.
- ✓ Invite a guest speaker who can share something special about the places your Cub Scouts have picked to discover.
- ✓ Search on-line for the places of interest in your town to get you started.
- ✓ Plan a field trip to a local museum or public library.
- ✓ Celebrate your blue and gold banquet with local foods from your choices of the ABCs and decorate to highlight your choice.

Activities*Alice, Golden Empire Council*

- ✎ **Feature Folk Tales from different parts of the United States** and add foods from that area, a large map showing where each folk tale is based, games based on the characters or actions in the Folk Tale. For example, when focusing on Zorro, you could have boys “sword” fight with pool noodles. As a den, choose a different tale for each week, or as a Pack, have each den focus on a different Folk Tale.
- ✎ **Make a den or pack scrapbook featuring What Makes America Special** – this could include photos, poems or stories, pictures of scout or family visits to famous American scenes, information about things such as sports or foods that are unique to America or that were created in America
- ✎ **America’s Heritage – A to Z** Have Pack families share their family’s heritage – each family could bring a potluck dish, and artifacts or photos from their heritage. See if you can fill out every letter from A to Z in your pack – Australia to Zimbabwe??
- ✎ **Decorate with scenic posters from across America** – Request from State Tourist bureaus online, check with a travel agent – these are often available at no charge on request! Another good source of beautiful posters is the Forestry Service.
- ✎ Or **decorate with flags from every state** – you can print them from online, or get blank ones online and let the boys color them in. Go to www.infoplease.com/states.html to get state flags and profiles of each state. Also state mottos, geography.
- ✎ **Geo Map Quiz** – Collect old maps, use them on the tables as a center mat; cut out or block out the name and challenge each table to identify where their map is from – winning table gets first chance at desserts! (Check with AAA, stores that cater to

recreational sports – they often have free maps available.)

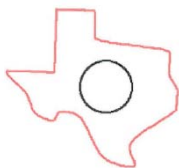
- ✦ **Mount a large map of the United States and have everyone mark where they are from** – supply yarn and colored pins so each family can mark where family members have lived
- ✦ **Learn a new kind of ABC's - Learn to use sign language** to spell out your name, a special message about America. See boy's book or <http://www.ckinfo.com/signssymbols/signlanguage/american/index.html> free clipart of sign language, including baby signing
- ✦ **Invite a guest expert to teach the boys how to hand sign the National Anthem, or America the Beautiful** – then have the music playing in the background as the boys do the signing with their hands.
- ✦ **Put up a display featuring Scouting in your community** – check with your local library, or ask a local retailer if you can put a display in their window. Be SURE to put up your display on time and take it down when scheduled!
- ✦ **Have a Window Display Contest in your community** – invite other packs to find windows in local businesses where they can show off Scouting. Invite local officials to judge the displays.

State Quarter Neckerchief Slide Sam Houston Area Council

Materials –

Template of your home state,
State quarter from your home state,
Project foam,
Scissors,
PVC pipe (for back of slide),
Hot glue gun

Directions -



1. Cut out the project foam. Use the scissors to cut out the design from the foam.
Alternatively, you could trace the state onto a piece of already cut out foam, and the slide is square/diamond/circle in shape with the drawn state on it.
2. Hot glue the state quarter to the front of the foam piece.
3. Hot glue the PVC pipe piece to the back of the foam piece

Optional -



1. Trace the quarter onto the back of the state
2. Cut out the circle shape from the foam.
3. Insert the quarter into the hole in the foam (so the quarter is flush with the foam piece).
4. Glue a piece of foam across the back to anchor the quarter
5. Glue the PVC pipe onto the foam in the back of the state.

Where Is It Found?

Sam Houston Area Council



Using a map of your city, locate where you are having your den meetings. From there find and mark the following – the Court House, the police station nearest your home, a fire station near your home, the Public Libraries near your home, your school, local places of interest (bridges, parks, monuments, canals, rivers, lakes, stadiums, theatres). How about where your baseball team plays? Where did your den go on its last field trip? Try to figure out how far some of these landmarks are from where you are by adding up the miles noted on the map. How long would it take you to get there?

Star Makers

Catalina Council

- ★ Give everyone a piece of paper, about 5” square.
- ★ At the signal to go, each player rips the paper, trying to make a five-pointed star.
- ★ When 30 seconds are up, the judge calls “Time” and everyone has to stop whether he is finished or not.
- ★ The judge then inspects the stars, giving a prize to the person with the best star.

For the instructions to do this with one scissor snip go to

<http://www.ushistory.org/BETSY/flagstar.html>
The trick is the 8 1/2" by 10" (not 11") paper

Romp Across America Obstacle Course

Catalina Council

Construct an obstacle course with items to represent important things across America -

- ✓ **Statue of Liberty** – Each Scout is given a small amount of foil in order to make a liberty torch.
- ✓ **Go West Young Man** –Each Cub is given a pretend horse and runs a course that is marked by orange cones.
- ✓ **Crossing The Mississippi River** – Swimming pool filled with water has several rocks strategically set inside; the scout crosses the pool by stepping on the rocks.
- ✓ **Colorado Mines** – Large cardboard boxes set up in a maze and each Cub crawls through.
- ✓ **Gold Rush in California** – Swimming pool filled with sand; there just might be a chance of finding gold!
- ✓ **Logging In Washington** – Swimming pool with 2 x 4” board inside, symbolizing the logs. Cubs pretend to be loggers, as the walk on the logs.

ABC Hike

Catalina Council

Take a hike with your Cubs through your neighborhood, yard, or local park and ask them to try to find something that begins with a letter of the alphabet--A, B, C. This can played as teams as a scavenger hunt too. Remind your Cubs that working together as a team provides the best outcome.

Macaroni Eagle

Catalina Council

Materials:

- Heavy cardboard
- Shell macaroni & Spaghetti
- White glue
- Spray paint



Directions

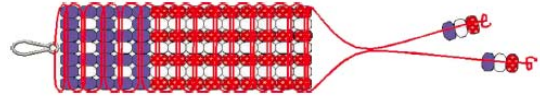
- ✓ Draw eagle on heavy cardboard.
- ✓ Attach macaroni and straight spaghetti to cardboard with ordinary white glue. The bird’s head is left bare except for shell beak and eye.
- ✓ Elbow macaroni forms the upper wings and body.
- ✓ Apply several layers to body area.
- ✓ Complete the wings with alternating rows of spaghetti and shell macaroni.
- ✓ Cover the tail with spaghetti.
- ✓ Add shell macaroni for talons.
- ✓ Spray paint as desired,

Pony Bead Flag

Catalina Council

Materials:

- Lanyard hook
- 31 Blue Pony Beads
- 38 Red Pony Beads
- 29 White Pony Beads



Directions

1. Fold your ribbon in half to find the center.
2. Use a half hitch to secure it to lanyard hook.
3. Lace beads using pattern above as guide.
4. Finish by tying off with a double knot.
5. Add beads on both ends.
6. Tie off and trim.

American Flag Pin

Great Salt Lake Council

What you’ll need:

- Coiless Safety Pin – 2 ¼”
- 4mm Round Beads
- “E” Beads
- Safety Pins, Size 2
- Pattern
- Long-Nose Pliers



Directions:

- ★ Each row hanging down is a size 2 pin with “E” beads strung on it.
- ★ Open these pins and string beads following the pattern shown. Keep in mind that you are stringing the beads upside-down so you will start at the top of each row and work down.
- ★ Then turn the pin upside down. Use pliers to squeeze the pin head closed permanently.

Note: Glass beads are irregular in size. It may look like the pins will not close, but as long as the tip shows, you can usually just press the point into the pin head opening. The pin will bend out slightly to fit the beads snugly into place.

- ★ Open up the coiless pin. You will need to bend it open to at least a 60 degree angle to get the beads on.
- ★ Beginning with the beaded pin to the far right, thread the coil of that beaded pin onto the coiless pin, around the bend and over to the head of the pin.
- ★ Slide on a 4 mm bead. Then the next beaded pin, followed by another 4 mm bead.
- ★ Continue until you have threaded on all pins and finished off with a final 4 mm bead.
- ★ These beads help hold the pins in place and keep them from sliding around the coiless pin.

FUTURE PRESIDENTS*Great Salt Lake Council***Materials:**

- ✓ Blank wall,
- ✓ Black construction paper,
- ✓ Pencil and
- ✓ Lamp/light to use as a spotlight,
- ✓ Scissors.

Directions:

- Have a boy sit in a chair or stand sideways to the wall about 1 foot away works well.
- Have the lamp about 1-2 feet away from the boy.
- Trace their silhouette on the black paper.
- Have each boy cut out his silhouette.


Alternate Method - If it is too hard to see the tracing on the black paper, then draw on white paper and put the black and white paper together to cut out black silhouette.

HELPFUL HINTS*Great Salt Lake Council*

- ★ Put together a box with basic craft items. Some good craft items to have on hand are: foam sheets, stickers, felt, fabric scraps, scissors (both paper and fabric), pom poms, plastic canvas, empty egg cartons, empty cereal boxes, paper plates, brown paper bags (small and large), cookie cutters, plastic lids, glue (hot, white, tacky and stick), markers, crayons, colored pencils and tape (clear, masking, clear packing).
- ★ America is a nation of great variety. This month gives you an opportunity to learn about this nation with your Cubs Scouts. If your or your Cubs are planning vacations to other cities, find out about the city you or they will be visiting. Take the time to learn about the history of that city, including:
 - Sites and buildings and people associated with that history.
 - Try to learn about how the city got its name.

- Find out about the ethnic groups that live in the city and the influence they have had on the city's culture.
- You could learn about the geography of the region the city is located in, such as the rivers and streams, mountains, coastlines etc. and how these features affected the city's culture, economy and recreational activities.
- You also might want to learn about the cultural activities of the city such music, dance, theaters, museums, historical and ethnic celebrations, and the amusement parks the people living there enjoy.
- While you are at it, try to learn about the cities and towns you will be traveling through as well.
- ★ This can be an opportunity for a parent and or Cub leader to sit down with their cubs and learn about many other cities in America as well. Whether the city is the one they live in. It is the city that their parents, grandparents or other relatives live in or the cities where their ancestors once lived in. There is much to learn about.
- ★ Other places to learn about might include the nation's capital, the various state's capitals, or even places that you might have heard about in the news.
- ★ You could learn about places associated with important historical figures, important battles associated with wars fought on American soil or other important historical events.
- ★ You may even try to learn about a city you would like visit some day.
- ★ There are many resources you could turn to such as:
 - Libraries
 - Encyclopedias,
 - Atlases,
 - Almanacs
 - Tourist Information Centers
 - Auto Clubs,
 - Tourist Clubs,
 - Travel Agents
 - Genealogical Societies
 - Historical Societies
 - Cultural Associations
 - College Geography Departments
 - Foreign Embassies
 - Computer Programs And The Internet

Constitution Doorstop Baltimore Area Council

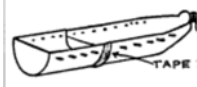


Every patriotic youngster will want one of these model ship doorstops for his room.

Our doorstop was inspired by the "Constitution," famed for her exploits in naval battles and affectionately nicknamed "Old Ironsides."

Step #1 - The Hull

- The hull of the ship is made from two half-gallon plastic bleach bottles.
- Soak to remove labels and rinse thoroughly.
- Cut one bottle in half lengthwise, removing the handle completely, but leaving the bottle neck;
- Remove an additional 1/2" strip across bottom of bottle.
- Cut second bottle, as shown, for the stern end of hull.
- Cut several pairs of corresponding holes in both sections of hull.
- Overlap the two and tie together through holes, very securely.
- Seal by joining with tape on the outside.



Step #2 - Guns

- For guns, insert matchsticks in holes punched along sides of the hull, about 1" from top.
- The "Constitution" had 44 guns.

Step #3 - The Mast

- For the three masts, use 1/4" dowels, making one mast 15" long and the other two slightly shorter.
- Set masts in position in lumps of clay.

Step #4 - The Bowsprit

- For the bowsprit, cut a 5" piece of a pencil or a dowel, tapering one end to a point.
- Insert bowsprit into the neck of the bottle and tape to hold.
- Paint masts and bowsprit.

Next,

- Following directions on the package, mix a batch of plaster of Paris.
- Fill the hull to within 1/2" of the top, being sure to cover end of bowsprit and partition between the two sections of hull.
- When completely dry, paint hull and plaster deck.

Step #5 - Cabins

- For cabins, glue on one or two small cardboard boxes.

Step #6 - Sails

- From paper, cut five sails for longest mast, as follows: 4 1/2", 4", 3 1/2", 3", and 2 1/2" square. (Slightly smaller for other masts.)
- Punch a hole top and bottom of each sail.
- Now slide sails onto masts through holes, largest sail first, graduating sizes.
- Push paper sails down gently, so that each curves outward, as if blown by the wind.
- Attach a triangular sail to the bowsprit.
- Cut a 5" square of paper, fold in half diagonally,
- Take a length of string and run through fold, leaving extra string at each end.
- Paste sail together with string inside. Tie sail to bowsprit and to forward mast.

Step #7 - Anchors

- Cut anchors from the sides of plastic bottles.
- Attach to ship with string through holes cut in bow of ship.

Step #8 - Lifeboats

- For lifeboats, cut 1/2" x 1 1/2" pieces from curved side of plastic bottles to correspond to lengthwise curve of boat.
- Overcast pieces together with needle and double thread.
- Insert matchstick pieces for seats.
- Use fine wire to form hooks, as shown, to suspend lifeboats on side of hull.

AMERICAN TRIVIA**State Abbreviations***Jim Jones, Great Salt Lake Council*

<u>State/Possession</u>	<u>Abbreviation</u>
ALABAMA	AL
ALASKA	AK
AMERICAN SAMOA	AS
ARIZONA	AZ
ARKANSAS	AR
CALIFORNIA	CA
COLORADO	CO
CONNECTICUT	CT
DELAWARE	DE
DISTRICT OF COLUMBIA	DC
FLORIDA	FL
GEORGIA	GA
GUAM	GU
HAWAII	HI
IDAHO	ID
ILLINOIS	IL
INDIANA	IN
IOWA	IA
KANSAS	KS
KENTUCKY	KY
LOUISIANA	LA
MAINE	ME
MARSHALL ISLANDS	MH
MARYLAND	MD
MASSACHUSETTS	MA
MICHIGAN	MI
MINNESOTA	MN
MISSISSIPPI	MS
MISSOURI	MO
MONTANA	MT
NEBRASKA	NE
NEVADA	NV
NEW HAMPSHIRE	NH
NEW JERSEY	NJ
NEW MEXICO	NM
NEW YORK	NY
NORTH CAROLINA	NC
NORTH DAKOTA	ND
OHIO	OH
OKLAHOMA	OK
OREGON	OR
PALAU	PW
PENNSYLVANIA	PA
PUERTO RICO	PR
RHODE ISLAND	RI
SOUTH CAROLINA	SC
SOUTH DAKOTA	SD
TENNESSEE	TN
TEXAS	TX
UTAH	UT

VERMONT	VT
VIRGIN ISLANDS	VI
VIRGINIA	VA
WASHINGTON	WA
WEST VIRGINIA	WV
WISCONSIN	WI
WYOMING	WY

State Slogans and Nicknames*Jim Jones, Great Salt Lake Council*

<u>State Slogan</u>	<u>Nickname</u>
AL Share the Wonder	Cotton State
AK Beyond Your Dreams, Within Your Reach	Last Frontier
AZ The Grand Canyon State	Grand Canyon State
AR The Natural State	Natural State
CA Golden State	Find Yourself Here
CO Enter a Higher State	Centennial State
CT Constitution State	Full of Surprises
DE First State	It's Good Being First
FL Sunshine State	Sunshine State
GA Georgia on My Mind	Peach State
HI The Islands of Aloha	Aloha State
ID Great Potatoes. Tasty Destinations.	Gem State
IL Right Here. Right Now.	Land of Lincoln
IA Life Changing	Hawkeye State
IN Restart Your Engines	Hoosier State
KS There's No Place Like Home	Sunflower State
KY Unbridled Spirit	Bluegrass State
LA Come as you are. Leave Different	Pelican State
ME Worth a Visit, Worth a Lifetime	Pine Tree State
MD Seize the Day Off	Old Line State
MA Make It Yours	Bay State
MI Pure Michigan	The Great Lakes State
MN Explore Minnesota	North Star State
MS Feels Like Coming Home	Magnolia State
MO Show Me State	Show-Me State
MT Big Sky Country	Treasure State
NE Possibilities ... Endless	Cornhusker State
NV Wide Open	Silver State
NH You're Going to Love it Here	Granite State
NJ Come See For Yourself	Garden State
NM Land of Enchantment	The Land of Enchantment
NY I Love New York	The Empire State
NC A Better Place to Be	Tar Heel State
ND Legendary	Peace Garden State
OH so Much to Discover	Buckeye State
OK Oklahoma is OK	Sooner State
OR We Love Dreamers	Beaver State

PA	State of Independence	Keystone State
RI	Unwind	Ocean State
SC	Smiling Faces. Beautiful Places.	Tar Heel State
SD	Great Faces. Great Places.	Artesian State
TN	The Stage Is Set For You	Volunteer State
TX	State of the Arts	Lone Star State
UT	Life Elevated	Beehive State
VT	Vermont naturally	Green Mountain State
VA	Virginia is for Lovers	The Old Dominion
WA	Say WA!	Evergreen State
WV	Open for business	Mountain State
WI	Stay Just a Little Bit Longer	America's Dairyland
WY	Like No Place on Earth	Equality State

Trivia from Alabama to Wyoming.

Alice, Golden Empire Council

Alabama is the only state with all major natural resources needed to make iron and steel. It is also the largest supplier of cast-iron and steel pipe products. When a scale map of Alaska is superimposed on a map of the 48 lower states, Alaska extends from coast to coast. Alaska is over twice the size of Texas.

The original London Bridge was shipped stone-by-stone and reconstructed in Lake Havasu City, Arizona.

You can look for precious gems, including diamonds, amethyst, garnet, jasper, agate and quartz at Crater of Diamonds State Park in Arkansas.

The highest and lowest points in the continental United States are within 100 miles of one another in California. Mount Whitney measures 14,495 feet and Bad Water in Death Valley is 282 feet below sea level.

The 13th step of the state capital building in Denver, Colorado is exactly 1 mile high above sea level.

Connecticut is home to the first hamburger (1895), Polaroid camera (1934), helicopter (1939), color television (1948), and the first lollipop-making machine (1908).

The United States city with the highest rate of lightning strikes per capita is Clearwater, Florida.

Georgia was named for King George II of England, and is the nation's number one producer of peanuts, pecans and peaches.

Hawaii is the only state that grows coffee. There are only 12 letters in the Hawaiian alphabet.

In Idaho law forbids a citizen to give another citizen a box of candy that weighs more than 50 pounds.

The ice cream "sundae" was named in Evanston, Illinois. Town fathers passed an ordinance prohibiting the retailing of ice cream sodas on Sunday, so ingenious confectioners and drug store operators served ice cream Sundays, with the syrup of your

choice without the soda. Objection was made to christening a dish after the Sabbath. So the spelling of "Sunday" was changed to sundae.

At the St. Louis World's Fair (Missouri) in 1904, Richard Blechyden, served tea with ice and invented iced tea. The ice cream cone was also invented at the 1904 Fair, when a vendor ran out of cups and rolled up waffles to hold ice cream.

The light bulb, phonograph (record player), motion picture projector were invented by Thomas Edison in his Menlo Park, **New Jersey** laboratory. (*Now a National Historic Park*)

The Genesee River, New York State, is one of the few rivers in the world that flows south to north.

The King Ranch in Texas is bigger than the state of Rhode Island, and El Paso is closer to Needles, California than it is to Dallas.

Wyoming has the lowest population of all 50 United States, but was the first state to give women the right to vote.

Was your state left out? Want to know more trivia about a state? Go to www.50states.com/facts/ and click on any state

SOMETHING ELSE

A Boys' Life Rap

Uncle Miltie, Golden Empire Council

Reading Time: 3 minutes.

Tempo: 4/4, upbeat, like, you know, RAP.

This is "Uncle Miltie's" great Boy's Life Rap - He is the Commissioner of all Commissioners in Golden Empire Council. He presented this at the Commissioner's Conference. Hilarious to see this guy who is even older than me put his cap on backwards, get us going with the rhythm and sound effects, and then do this Rap!

It would be a great way to encourage everyone to get Boy's Life. Alice

Boys' Life is more than just something to read – It really gives boys what they want and need. Since 1911, it's been coming through With super ideas that are always new.

It's full of stories on things boys like, Like eatin', and cookin', and hikin' on a bike, Adventure, hobbies, sci-fi, and sports, People, and places, and fun of all sorts, Plus: the very best features that can be found, Like video games and "Scouting around,"

“Bible Heroes” and “Scouts in Action,”

To add to the reader’s satisfaction.

Scouts who hate homework (even though they might need it)

Will pick up **Boys’ Life**, and continue to read it

From cover to cover -- and even miss dinner --

‘Cause they know what’s there will make them a winner.

Kids don’t give a hoot that this magazine

Has won lots of prizes for being so keen;

They don’t want to build up “good reading habits;”

They just want to know about snakes, and rabbits,

Campsites, web-sites, and lots of other things ,

Like the NFL. and the Sacramento Kings.

Take it from Pedro, the **Boys’ Life** burro:

You can make your impact even more thorough,

‘Cause it does the thing that you can’t do –

Boys’ Life keeps goin’ after you’re all through!

It delivers the program of the B. S. A.,

Reinforcing Scouting every hour of the day!

You’ll never regret the time you spent

To help each unit be “100 Percent.”

Don’t let ‘em get by, be very persistent --

Sign ‘em up for **Boys’ Life**, your “silent assistant.”

The best packs and troops, and varsity teams

All take **Boys’ Life** (or so it seems),

And each subscription helps them toward

A National Quality Unit Award!

Here’s more good news you’ll like to hear --

They get it half-price, just a few bucks a year.

That’s a super bargain, for a deal so nice.

(“The Gear Guy” alone is worth the price!)

Here’s another point, ‘fore we end this rap –

Boys’ Life helps close the “Generation Gap.”

It does it with humor, in the “Think And Grin” pages;

With jokes and riddles that appeal to all ages.

And lots of the items bring more fun and joy –

They’re the same ones sent in when your father was a boy!

This ‘zine costs less than ‘most any other,

And its contents will please each father and mother,

It’s better than comics -- each issue’s a jewel --

And it’s easy to order at charter renewal.

Is this a good deal? You figure it out.

It’s readin’ you’re needin’, both Scouter and Scout.

For the best program help, there’s just one rule:

Subscribe to **Boys’ Life**. It’s super cool!